



Significant Statistics

Table of Contents

OVERVIEW	Statistics 2
SUMMARY OF CAMPUS LAND ACREAGE	Statistics 3
BUILDING INVENTORY BY COLLEGE	Statistics 4-16
OWNED FACILITIES AGE PROFILE IN GROSS SQUARE FOOTAGE	Statistics 17
MASTER PLAN AND SPACE NEEDS OVERVIEW	Statistics 18
SUMMARY OF INSTRUCTIONAL AND ADMINISTRATIVE NASF	Statistics 19
SUMMARY OF NET AREA DISTRIBUTION	Statistics 20
SUMMARY OF NET AREA DISTRIBUTION – CHART	Statistics 21
PUBLIC ASSEMBLY FACILITIES	Statistics 22
PUBLIC ASSEMBLY FACILITIES – DETAIL OF SPACES	Statistics 23
INVENTORY OF INDOOR ATHLETIC AND RECREATIONAL FACILITIES	Statistics 24-25
INVENTORY OF OUTDOOR ATHLETIC AND RECREATIONAL FACILITIES	Statistics 26
STUDENT UNION, CHILD CARE AND STUDENT LOUNGE FACILITIES	Statistics 27
NYC PUBLIC SCHOOL FACILITIES AT CUNY	Statistics 28



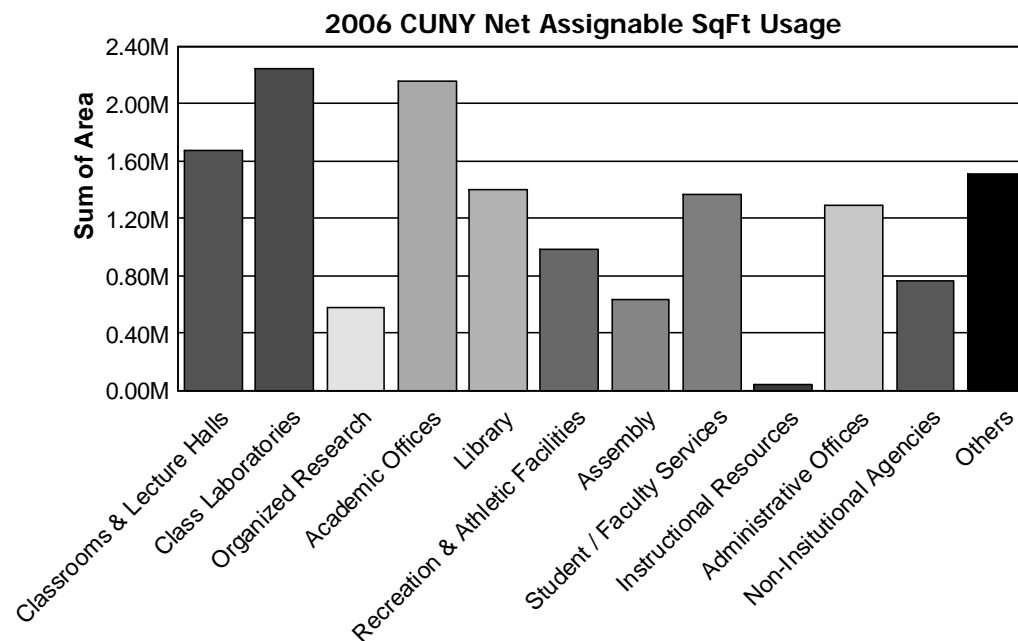
SIGNIFICANT STATISTICS

OVERVIEW

The Significant Statistics section provides information on the allocation and usage of the University's 26.1 million gross square feet in 293 buildings. The square footage information represented in this section is as of Fall 2006.

The square footage information is maintained by the Space Management department of the Office of Facilities Planning, Construction and Management, using Archibus and AutoCAD facility management software. The campuses are surveyed on a regular basis and the room allocation and usage data is reviewed by the campus facility department.

The Full Time Equivalent Student (FTES) and Faculty information is provided by CUNY Institutional Research. The data used is from the Fall 2005 Teaching Load reports.



Summary of Campus Land Acreage

As of Fall 2006

	Campus Land in Square Feet	Campus Land in Acres	Outdoor Athletics & Recreation in Acres	Outdoor Parking in Acres
--	----------------------------	----------------------	---	--------------------------

Senior

Baruch	143,748	3.3	0.0	0.0
Brooklyn	1,132,560	26.0	4.0	3.7
City College	1,589,940	36.5	6.0	4.0
CUNY Law	52,272	1.2	0.0	0.6
Graduate Center	69,696	1.6	0.0	0.0
Honors College	4,356	0.1	0.0	0.0
Hunter	561,924	12.9	0.0	0.0
John Jay	239,580	5.5	0.3	0.0
Lehman	1,611,720	37.0	3.6	7.1
Medgar Evers	317,988	7.3	0.0	1.4
NYC College of Tech.	226,512	5.2	0.0	0.0
Queens	3,354,120	77.0	13.2	8.8
School of Journalism	0	0.0	0.0	0.0
Staten Island	8,886,240	204.0	19.2	21.1
York	2,069,100	47.5	11.6	6.4
Total Senior	20,259,756	465.1	57.9	53.1

Community

BMCC	344,124	7.9	0.0	0.0
Bronx	2,417,580	55.5	5.9	4.9
Hostos	230,868	5.3	0.0	0.4
Kingsborough	3,036,132	69.7	5.6	7.8
LaGuardia	496,584	11.4	0.0	2.0
Queensborough	1,598,652	36.7	8.0	7.8
Total Community	8,123,940	186.5	19.5	22.9
Total University	28,383,696	651.6	77.4	76.0

Building Inventory by College

As of Fall 2006

Date Built	Building Code	Building Name	CUNY NASF	Non-CUNY NASF	Total NASF	Total GSF	Title
------------	---------------	---------------	-----------	---------------	------------	-----------	-------

Senior

Baruch							
1939	D	Administration Center	43,796	0	43,796	84,916	Owned
1904	J	Annex	17,050	377	17,427	31,355	Leased
1909	I	Early Learning Center (225 Park Ave. South)	2,674	0	2,674	3,726	Leased
1929	A	Lawrence & Eris Field Building	138,146	16,926	155,072	285,444	Owned
1895	H	Library & Technology Building	188,811	0	188,811	338,399	Owned
1913	C	Steven L. Newman Hall	13,492	0	13,492	31,017	Owned
2001	B	William & Anita Newman Vertical Campus	448,005	0	448,005	811,382	Owned
Total Baruch Owned			832,250	16,926	849,176	1,551,158	
Total # of Buildings = 7			Total Baruch Leased	377	20,101	35,081	
Total Baruch			851,974	17,303	869,277	1,586,239	

Brooklyn							
1930	02015	99 Hudson Street	7,500	0	7,500	10,400	Leased
1937	02001	Boylan Hall	191,998	0	191,998	321,909	Owned
2000	02008A	Chiller Plant	7,155	0	7,155	21,517	Owned
1933	02010	Day Care Center	11,245	0	11,245	13,610	Owned
1937	02008	Heating Plant	7,732	0	7,732	25,533	Owned
1937	02002	Ingersoll Hall	168,780	0	168,780	309,306	Owned
1971	02002A	Ingersoll Hall Addition	154,458	0	154,458	293,198	Owned
1937	02003	Laguardia Hall Library	186,522	0	186,522	287,808	Owned
1933	02011	Newman Center	2,291	0	2,291	3,960	Owned
1960	02030	President's Residence	0	0	0	7,500	Owned
1937	02004	Roosevelt Hall	63,621	11,877	75,498	134,299	Owned
1971	02004A	Roosevelt Hall Addition	95,182	0	95,182	151,813	Owned
1953	02009	Student Union	47,048	0	47,048	80,445	Owned
2001	020T1	West End Building (WEB)	41,317	0	41,317	54,888	Owned
1963	02005	Whitehead Hall	66,102	0	66,102	109,414	Owned
1953	02006	Whitman / Gershwin Hall	92,540	0	92,540	158,616	Owned
1971	02012	William James Hall	142,975	12,091	155,066	294,703	Owned
Total Brooklyn Owned			1,278,966	23,968	1,302,934	2,268,519	
Total # of Buildings = 17			Total Brooklyn Leased	0	7,500	10,400	
Total Brooklyn			1,286,466	23,968	1,310,434	2,278,919	

Building Inventory by College

As of Fall 2006

Date Built	Building Code	Building Name	CUNY NASF	Non-CUNY NASF	Total NASF	Total GSF	Title
------------	---------------	---------------	-----------	---------------	------------	-----------	-------

Senior

City College

1982	03050	99 Hudson Street	10,288	0	10,288	20,800	Leased
1978	03053	Aaron Davis Hall	36,252	0	36,252	61,943	Owned
1962	03042	Administration Building	30,822	0	30,822	55,618	Owned
1907	03011	Alumni House	5,647	0	5,647	6,100	Owned
1907	03005	Baskerville Hall	15,750	15,263	31,013	61,450	Owned
1890	03035	Boiler Plant - to be demolished	0	0	0	5,230	Owned
1907	03003	Compton - Goethals Hall	65,642	0	65,642	136,143	Owned
1941	03032	Eisner Hall - to be demolished	0	29,096	29,096	36,244	Owned
1907	03002	Harris Hall	57,838	0	57,838	118,353	Owned
1972	03041	Marshak Science Building	362,980	0	362,980	618,964	Owned
1907	03026	Mott Hall - D. O. E.	0	14,798	14,798	28,582	Owned
1982	03047	North Academic Center	463,414	410	463,824	885,702	Owned
1912	03039	Schiff House - Child Care Center	2,713	0	2,713	4,480	Owned
1907	03001	Shepard Hall	142,993	0	142,993	328,293	Owned
1962	03021	Steinman Hall	190,403	0	190,403	318,584	Owned
1897	03012	Storehouse	6,834	0	6,834	8,055	Owned
1931	03025	Structural Biology Center	0	31,698	31,698	57,847	Owned
2001	030T	Trailers - D. O. E. - to be demolished	0	9,550	9,550	10,320	Owned
1907	03006	Wingate Hall	30,972	0	30,972	50,623	Owned
1958	03040	Y Building - renovation in progress	0	0	0	137,942	Owned

		Total City College Owned	1,412,260	100,815	1,513,075	2,930,473	
Total # of Buildings =	20	Total City College Leased	10,288	0	10,288	20,800	
		Total City College	1,422,548	100,815	1,523,363	2,951,273	

CUNY Law

1943	42001	CUNY School of Law at Queens College	90,753	0	90,753	179,839	Owned
------	-------	--------------------------------------	--------	---	--------	---------	-------

		Total CUNY Law Owned	90,753	0	90,753	179,839	
Total # of Buildings =	1	Total CUNY Law Leased	0	0	0	0	
		Total CUNY Law	90,753	0	90,753	179,839	

Graduate Center

1905	02	B. Altman Building	380,140	0	380,140	592,662	Owned
------	----	--------------------	---------	---	---------	---------	-------

		Total Graduate Center Owned	380,140	0	380,140	592,662	
Total # of Buildings =	1	Total Graduate Center Leased	0	0	0	0	
		Total Graduate Center	380,140	0	380,140	592,662	



Building Inventory by College

As of Fall 2006

Date Built	Building Code	Building Name	CUNY NASF	Non-CUNY NASF	Total NASF	Total GSF	Title
------------	---------------	---------------	-----------	---------------	------------	-----------	-------

Senior

Honors College

1904	11001	Honors College	13,415	0	13,415	24,714	Owned
------	-------	----------------	--------	---	--------	--------	-------

		Total Honors College Owned	13,415	0	13,415	24,714	
Total # of Buildings =	1	Total Honors College Leased	0	0	0	0	
		Total Honors College	13,415	0	13,415	24,714	

Hunter

1950	05002B	Brookdale East Building	65,441	0	65,441	125,592	Owned
1950	05002A	Brookdale North Building	96,553	5,395	101,948	198,610	Owned
1950	05002	Brookdale West Building	99,760	0	99,760	213,136	Owned
1976	05015	Campus School	13,560	100,485	114,045	198,697	Owned
1983	05004	East Building	203,437	0	203,437	327,863	Owned
1956	05050	Master of Fine Arts Building	111,079	7,341	118,420	170,622	Owned
1937	05001	North Building	390,171	0	390,171	751,216	Owned
1907	05014	Roosevelt House	12,440	0	12,440	20,680	Owned
1968	05006	Social Work Building	48,113	0	48,113	101,229	Leased
1900	05008	Thomas Hunter Hall	52,725	0	52,725	99,494	Owned
1983	05003	West Building	216,710	1,295	218,005	394,976	Owned

		Total Hunter Owned	1,261,876	114,516	1,376,392	2,500,886	
Total # of Buildings =	11	Total Hunter Leased	48,113	0	48,113	101,229	
		Total Hunter	1,309,989	114,516	1,424,505	2,602,115	

John Jay

1973	06003	BMW Building	32,039	0	32,039	43,762	Leased
1906	06001	Haaren Building	225,849	292	226,141	383,297	Owned
1958	06006	North Hall	196,639	0	196,639	296,684	Owned
1950	06002	Parking Lot Structure - to be demolished	0	0	0	191,000	Owned
1911	06010	President's Residence	0	0	0	3,800	Owned
2004	06004	Westport Building	32,265	0	32,265	49,397	Leased

		Total John Jay Owned	422,488	292	422,780	874,781	
Total # of Buildings =	6	Total John Jay Leased	64,304	0	64,304	93,159	
		Total John Jay	486,792	292	487,084	967,940	

Building Inventory by College

As of Fall 2006

Date Built	Building Code	Building Name	CUNY NASF	Non-CUNY NASF	Total NASF	Total GSF	Title
------------	---------------	---------------	-----------	---------------	------------	-----------	-------

Senior

Lehman							
1972	070T-2	Administrative Computer (Future Day Care)	3,963	0	3,963	5,907	Owned
1994	07008	APEX Building	91,072	0	91,072	152,174	Owned
1972	070T-1	Bookstore Building	7,715	0	7,715	8,293	Owned
1970	07007	Carman Hall	171,997	0	171,997	285,143	Owned
2002	07014	Communications Building	979	0	979	2,432	Owned
1980	07010	Concert Hall	41,909	0	41,909	73,601	Owned
1934	07002	Davis Hall	75,278	0	75,278	128,021	Owned
1960	07006	Fine Arts Building	31,356	0	31,356	51,805	Owned
1934	07001	Gillet Hall	60,238	0	60,238	121,862	Owned
1934	07004	Gymnasium Building	37,698	11,822	49,520	90,750	Owned
1980	07011	Library	87,892	0	87,892	124,841	Owned
1934	07003	Music Building	53,923	8,170	62,093	128,045	Owned
1973	070T-3	Nursing Building	17,811	0	17,811	25,756	Owned
1935	07023	President's House	0	0	0	3,500	Owned
1968	070R	Reservoir Building - H.S. - D. O. E.	0	13,099	13,099	19,739	Owned
1960	07005	Shuster Hall	49,628	0	49,628	102,966	Owned
1980	07009	Speech & Theater Building	68,448	780	69,228	140,209	Owned
1981	07012	Student Life Building	15,205	0	15,205	24,277	Owned
Total Lehman Owned			815,112	33,871	848,983	1,489,321	
Total # of Buildings = 18			0	0	0	0	
Total Lehman Leased			0	0	0	0	
Total Lehman			815,112	33,871	848,983	1,489,321	

Medgar Evers							
1970	04018	Admissions Building	4,900	0	4,900	7,000	Leased
1987	04001	Bedford Building	90,544	269	90,813	142,302	Owned
1906	04009	Carroll Street Building	90,249	0	90,249	156,826	Owned
1925	04019	Community Center	1,834	0	1,834	2,620	Owned
1980	04011	One Metrotech	16,870	0	16,870	25,000	Leased
1910	04010	President's Residence	0	0	0	2,000	Owned
2005	04002	School of Business & Student Services	22,591	0	22,591	44,620	Owned
1987	040T-1	Trailer #1	0	0	0	140	Owned
1987	040T-2	Trailer #2	2,586	0	2,586	2,861	Owned
1987	040T-3	Trailer #3	2,672	0	2,672	2,861	Owned
1987	040T-4	Trailer #4	2,672	0	2,672	2,861	Owned

Building Inventory by College

As of Fall 2006

Date Built	Building Code	Building Name	CUNY NASF	Non-CUNY NASF	Total NASF	Total GSF	Title
------------	---------------	---------------	-----------	---------------	------------	-----------	-------

Senior

Medgar Evers							
1987	040T-5	Trailer #5	2,672	0	2,672	2,861	Owned
1987	040T-6	Trailer #6	1,316	0	1,316	1,448	Owned
1997	040T-7	Trailer #7	1,316	0	1,316	1,448	Owned
1997	040T-8	Trailer #8	1,336	0	1,336	1,430	Owned
1997	040T-9	Trailer #9	2,004	0	2,004	2,861	Owned
1970	04022	Youth Collective	0	26,000	26,000	40,000	Owned
Total Medgar Evers Owned			221,792	26,269	248,061	407,139	
Total # of Buildings = 17			Total Medgar Evers Leased	21,770	0	21,770	32,000
Total Medgar Evers			243,562	26,269	269,831	439,139	

NYC College of Tech.							
1969	40510	111 Livingston St - EOC	29,378	0	29,378	56,456	Leased
1922	40501	Allied Health Center	79,633	0	79,633	122,576	Owned
1925	40501A	Allied Health Center Annex	3,333	0	3,333	13,410	Owned
1963	40506	Environmental Center	12,633	0	12,633	22,018	Owned
1953	40508	General Building (Con Edison)	41,244	0	41,244	68,572	Owned
2002	40514	Howard Building	28,209	0	28,209	50,133	Leased
1963	40503	Klitgord Center	39,535	0	39,535	71,159	Owned
2002	40504	Midway Building	14,842	0	14,842	29,926	Leased
1967	40502	Namm Commerce Center	290,276	0	290,276	497,356	Owned
1920	40509	Voorhees Building	129,422	0	129,422	220,512	Owned
Total NYC College of Tech. Owned			596,076	0	596,076	1,015,603	
Total # of Buildings = 10			Total NYC College of Tech. Leased	72,429	0	72,429	136,515
Total NYC College of Tech.			668,505	0	668,505	1,152,118	

Queens							
1949	08071	25 West 43rd Street	12,490	0	12,490	11,814	Leased
1966	08004A	Athletic Field House	508	0	508	725	Owned
1988	08015	Benjamin Rosenthal Library	176,920	0	176,920	241,527	Owned
1960	08005A	Colden Auditorium	20,936	0	20,936	42,266	Owned
1961	08006	Dining Hall	37,562	0	37,562	46,298	Owned
1971	08006A	Dining Hall Addition	31,008	0	31,008	42,674	Owned
1957	08004	Fitzgerald Gymnasium	115,463	0	115,463	175,538	Owned
1995	08070	Flushing Center for Higher Education	7,257	0	7,257	10,000	Leased
1954	08002A	Fuel Oil Pump House	79	0	79	451	Owned

Building Inventory by College

As of Fall 2006

Date Built	Building Code	Building Name	CUNY NASF	Non-CUNY NASF	Total NASF	Total GSF	Title
------------	---------------	---------------	-----------	---------------	------------	-----------	-------

Senior

Queens							
1907	08012	G Building	4,940	0	4,940	12,909	Owned
1960	08005D	Gertz Speech Clinic	5,496	0	5,496	7,706	Owned
1960	08005B	Goldstein Theater	18,930	0	18,930	48,624	Owned
1970	08043	Gregory Razran Hall	31,710	0	31,710	55,345	Owned
1960	080GH	Guard House	992	0	992	1,224	Owned
1951	08002	Heating Plant	2,011	0	2,011	19,094	Owned
1972	08065	Horace Harding Building	6,451	0	6,451	10,202	Leased
2003	08007	Hortense Powdermaker Hall	123,863	0	123,863	224,696	Owned
1937	08014	I Building	23,175	0	23,175	41,415	Owned
1954	08004B	Irrigation Pump House	0	0	0	160	Owned
1907	08017	J Building	1,775	0	1,775	2,450	Owned
1907	08013	Jefferson Hall	31,575	0	31,575	49,301	Owned
1960	08005E	King Hall	16,307	279	16,586	33,154	Owned
1971	08057	Kissena Hall	20,794	0	20,794	32,916	Leased
1946	08028	L-1 B & G Administration	1,840	0	1,840	2,022	Owned
1946	08029	L-2 B & G Lockers	717	0	717	780	Owned
1975	08029B	L-3 B & G Laborers & Station Engineers	1,840	0	1,840	2,099	Owned
1975	08029C	L-4 B & G Shop & Storage	5,635	0	5,635	6,134	Owned
1975	08029D	L-5 B & G Equipment	8,137	0	8,137	8,275	Owned
1925	08011	Laura Arthur Colwin Hall	18,973	0	18,973	30,429	Owned
1925	08010	Lloyd T Delany Hall	17,684	0	17,684	30,403	Owned
1965	08069	Louis Armstrong House	2,192	0	2,192	2,492	Leased
1968	08030	Margaret Kiely Hall	115,915	0	115,915	216,099	Owned
2000	080M1	Modular Unit # 1	2,544	0	2,544	3,822	Owned
2000	080M2	Modular Unit # 2	3,063	0	3,063	4,552	Owned
2000	080M3	Modular Unit # 3	5,088	0	5,088	7,406	Owned
2000	080M4	Modular Unit # 4	5,991	0	5,991	8,310	Owned
1954	08003	Paul Klapper Hall	83,143	0	83,143	177,937	Owned
1946	08041	President's Residence	0	0	0	7,440	Owned
1960	08005C	Rathaus Hall	23,507	0	23,507	42,301	Owned
1950	08001	Remsen Hall	70,626	0	70,626	130,787	Owned
1988	08016	School of Music	54,584	0	54,584	116,545	Owned
1985	08008	Science Building	139,179	0	139,179	262,662	Owned

Building Inventory by College

As of Fall 2006

Date Built	Building Code	Building Name	CUNY NASF	Non-CUNY NASF	Total NASF	Total GSF	Title
------------	---------------	---------------	-----------	---------------	------------	-----------	-------

Senior

Queens							
1972	08064	Student Union	75,167	3,403	78,570	194,488	Owned
1966	08018	Temporary #1	5,815	0	5,815	7,945	Owned
1967	08019	Temporary #2 (Honors Center)	5,340	0	5,340	7,872	Owned
1967	08020	Temporary #3	8,850	0	8,850	12,891	Owned
2001	08067	Tennis Structure	36,691	0	36,691	38,024	Owned
1907	08009	Virginia Frese Hall	11,225	0	11,225	20,155	Owned
Total Queens Owned			1,344,804	3,682	1,348,486	2,384,935	
Total # of Buildings = 48			Total Queens Leased	49,184	0	49,184	67,424
Total Queens			1,393,988	3,682	1,397,670	2,452,359	

School of Journalism							
1923	45001	Graduate School of Journalism	27,022	0	27,022	44,190	Leased
Total School of Journalism Owned			0	0	0	0	
Total # of Buildings = 1			Total School of Journalism Leased	27,022	0	27,022	44,190
Total School of Journalism			27,022	0	27,022	44,190	

Staten Island							
1942	1N	Applied Computer / Engineering Sciences	21,813	0	21,813	44,734	Owned
1993	6N	Astrophysical Observatory	476	0	476	576	Owned
1993	6S	Biology & Chemistry Building	68,062	0	68,062	114,664	Owned
1942	3N	Business Building	27,252	0	27,252	48,427	Owned
1994	1C	Campus Center	40,430	0	40,430	67,990	Owned
1942	1M	Campus Services & Central Plant	40,376	0	40,376	68,639	Owned
1993	1P	Center for the Arts	78,092	0	78,092	145,140	Owned
1993	2R	Children's Center	5,970	0	5,970	8,327	Owned
1942	3S	Education Building	23,724	0	23,724	48,458	Owned
1942	5N	Engineering Technology - East	13,326	10,080	23,406	44,531	Owned
1942	4N	Engineering Technology - West	22,058	0	22,058	44,533	Owned
1942	2S	English / Speech & World Literature	21,214	0	21,214	40,605	Owned
1942	2N	History / Pol Sci / Econ & Philosophy	21,925	0	21,925	44,527	Owned
1993	1L	Library / Cafe	93,825	0	93,825	118,220	Owned
1942	5S	Marcus Hall	21,029	0	21,029	44,523	Owned
1942	1S	Math Building	26,307	0	26,307	44,445	Owned
1942	2A	North Administration Building	40,226	309	40,535	80,838	Owned
1926	09005	President's Residence	0	0	0	3,500	Owned

Building Inventory by College

As of Fall 2006

Date Built	Building Code	Building Name	CUNY NASF	Non-CUNY NASF	Total NASF	Total GSF	Title
------------	---------------	---------------	-----------	---------------	------------	-----------	-------

Senior

Staten Island							
1942	4S	Psychology / Sociology & Anthropology	18,332	0	18,332	44,567	Owned
1942	PH	Pump House	0	0	0	1,046	Owned
1994	1A	South Administration Building	38,323	0	38,323	76,564	Owned
1993	1R	Sports & Recreation Center	49,093	0	49,093	78,647	Owned
1942	2M	Warehouse (Vacant)	88,710	0	88,710	121,918	Owned
1942	3A	West Administration Building	10,077	0	10,077	19,093	Owned
Total Staten Island Owned			770,640	10,389	781,029	1,354,512	
Total # of Buildings = 24			Total Staten Island Leased	0	0	0	0
Total Staten Island			770,640	10,389	781,029	1,354,512	

York							
1986	10001	Academic Core	362,256	0	362,256	660,988	Owned
1989	10006	Athletic Field Storage	3,336	0	3,336	4,959	Owned
1974	10005	Classroom Building	20,192	4,508	24,700	39,004	Owned
1989	10003	Health Science Center	53,263	0	53,263	80,766	Owned
1989	10002	Performing Arts Center	29,295	0	29,295	77,713	Owned
1955	10007	President Residence	0	0	0	6,176	Owned
1973	10004	Science Building	18,852	21,015	39,867	61,773	Owned
1856	10010	St. Monicas / Child Care Center	5,776	0	5,776	10,369	Owned
Total York Owned			492,970	25,523	518,493	941,748	
Total # of Buildings = 8			Total York Leased	0	0	0	0
Total York			492,970	25,523	518,493	941,748	

Total # of Buildings = 190			Total Senior Owned	9,933,542	356,251	10,289,793	18,516,290
			Total Senior Leased	320,334	377	320,711	540,798
Total Senior			10,253,876	356,628	10,610,504	19,057,088	

Building Inventory by College

As of Fall 2006

Date Built	Building Code	Building Name	CUNY NASF	Non-CUNY NASF	Total NASF	Total GSF	Title
------------	---------------	---------------	-----------	---------------	------------	-----------	-------

Community

BMCC							
1987	25013	70 Murray Street	73,086	0	73,086	138,342	Leased
1983	25001	Chambers St. Building (Main Campus)	447,035	0	447,035	723,336	Owned
	250TRD	Chambers St. Building (Trailers)	9,760	0	9,760	10,659	Owned
1952	25003	Fiterman Hall	0	0	0	0	Owned
1924	25015	Inwood / Washington Heights Campus	4,092	0	4,092	5,250	Leased
1970	25010	State Office Bldg. (Language Immersion)	7,107	0	7,107	10,153	Leased
1982	25014	Theresa Towers - EOC	2,160	0	2,160	3,000	Leased
Total BMCC Owned			456,795	0	456,795	733,995	
Total # of Buildings = 7			Total BMCC Leased		86,445	156,745	
Total BMCC			543,240	0	543,240	890,740	

Bronx							
1953	21056	Altschul House	5,184	0	5,184	8,125	Owned
1931	21023	Alumni Gymnasium	48,718	0	48,718	71,408	Owned
1961	21008A	Begrish Hall	3,697	0	3,697	6,885	Owned
1936	21027	Bliss Hall	15,703	0	15,703	34,637	Owned
1959	21010	Butler Hall	8,027	0	8,027	13,529	Owned
1958	21005	Colston Hall	61,247	0	61,247	121,963	Owned
1958	21006	Community Hall	16,885	0	16,885	30,980	Owned
1979	21026	Energy Plant	3,225	0	3,225	20,416	Owned
1898	21012	Gould Memorial Library	31,909	0	31,909	70,585	Owned
1896	21019	Gould Residence	24,423	0	24,423	41,364	Owned
1968	21034	Greenhouse	222	0	222	265	Owned
1926	21028	Guggenheim Hall	14,677	0	14,677	23,014	Owned
1898	21013	Hall of Fame, Auditorium & Colonade	6,527	0	6,527	13,581	Owned
1948	21032	Havemeyer Lab	8,297	0	8,297	12,120	Owned
1948	21033	Havemeyer Lab Annex	4,477	0	4,477	6,572	Owned
1963	21015	Information Booth & Clock	112	0	112	160	Owned
1894	21011	Language Hall	11,065	0	11,065	20,093	Owned
1920	21022	Loew Annex (Computer Center)	6,909	0	6,909	10,397	Owned
1954	21020	Loew Hall	29,753	0	29,753	53,374	Owned
1895	21050	MacCracken Hall	213	7,561	7,774	16,023	Owned
1953	21016	Main Gate	45	0	45	73	Owned
1967	21029	Meister Hall	109,032	4,417	113,449	228,694	Owned

Building Inventory by College

As of Fall 2006

Date Built	Building Code	Building Name	CUNY NASF	Non-CUNY NASF	Total NASF	Total GSF	Title
------------	---------------	---------------	-----------	---------------	------------	-----------	-------

Community

Bronx							
1965	21025	New Hall	31,000	0	31,000	40,409	Owned
1926	21024	Nichols Hall - D. O. E.	0	52,318	52,318	74,790	Owned
1953	21052	Patterson Garage	5,802	0	5,802	6,184	Owned
1953	21051	Patterson Hall	22,145	0	22,145	33,695	Owned
1912	21014	Philosophy Hall	12,294	0	12,294	20,169	Owned
1959	21009	Polowczyk Hall	36,486	0	36,486	64,547	Owned
1954	21017	Roscoe C. Brown Student Center	35,775	0	35,775	73,592	Owned
1964	21018	Roscoe C. Brown Student Center Annex	0	7,420	7,420	15,142	Owned
1961	21030A	Sage Annex	7,550	0	7,550	13,700	Owned
1920	21030	Sage Hall	20,808	0	20,808	28,604	Owned
1962	21048	Snow Hall	0	6,920	6,920	10,493	Owned
1948	21031	South Hall	8,874	0	8,874	16,025	Owned
1965	21021	Systems Science	1,320	0	1,320	1,680	Owned
1912	21057	University Gate	30	0	30	53	Owned

		Total Bronx Owned	592,431	78,636	671,067	1,203,341	
Total # of Buildings =	36	Total Bronx Leased	0	0	0	0	
		Total Bronx	592,431	78,636	671,067	1,203,341	

Hostos							
1931	22008	135 East 144th Street	17,800	0	17,800	29,640	Owned
1990	22002	Allied Health & Sciences Building - A	88,106	17,663	105,769	192,660	Owned
1965	22001	B Building	78,747	879	79,626	135,192	Owned
1994	22003	East Academic Complex - C	137,220	0	137,220	288,675	Owned
1963	22007	Good Sheppard School	4,092	0	4,092	5,250	Leased
1995	22005	Savoy Building - D	27,386	0	27,386	43,078	Owned
1984	220T5	Trailer Site #5 (Walton)	5,731	0	5,731	8,763	Owned
1984	220T6	Trailer Site #6 (471 Lot)	3,344	0	3,344	4,363	Owned
1965	22006	Walton Avenue Building	10,393	0	10,393	13,178	Owned

		Total Hostos Owned	368,727	18,542	387,269	715,549	
Total # of Buildings =	9	Total Hostos Leased	4,092	0	4,092	5,250	
		Total Hostos	372,819	18,542	391,361	720,799	

Building Inventory by College

As of Fall 2006

Date Built	Building Code	Building Name	CUNY NASF	Non-CUNY NASF	Total NASF	Total GSF	Title
------------	---------------	---------------	-----------	---------------	------------	-----------	-------

Community

Kingsborough							
2003	230V	Academic Village	25,913	0	25,913	42,008	Owned
1977	230A	Administration Building	18,979	0	18,979	31,506	Owned
1976	230S	Arts and Science Center	64,414	401	64,815	107,190	Owned
1976	230P	Central Services / Power House	35,132	0	35,132	79,638	Owned
1976	230G	Health & Physical Education Center	74,409	0	74,409	100,150	Owned
1977	230T	Leon M. Goldstein Performing Arts Center	32,540	0	32,540	52,523	Owned
1991	230M	Marine and Academic Center	121,179	0	121,179	203,490	Owned
1977	230L	Robert J. Kibbee Library & Media Center	82,931	0	82,931	124,299	Owned
1976	230R	Security (Guard House)	674	0	674	1,108	Owned
1977	230U	Student Center (College Center)	68,929	0	68,929	97,410	Owned
1967	230T-1	Temporary Building #1 (UAPC)	16,749	0	16,749	19,316	Owned
1967	230T-2	Temporary Building #2 (UAPC)	26,252	570	26,822	35,362	Owned
1970	230T-3	Temporary Building #3	2,155	4,786	6,941	10,043	Owned
1970	230T-4	Temporary Building #4	31,766	393	32,159	52,458	Owned
1970	230T-5	Temporary Building #5	11,515	0	11,515	16,909	Owned
1970	230T-6	Temporary Building #6	9,046	0	9,046	12,070	Owned
1972	230T-7	Temporary Building #7	4,073	12,770	16,843	25,135	Owned
1972	230T-8	Temporary Building #8	11,239	0	11,239	17,390	Owned
2004	230K	The Leon M. Goldstein High School	0	78,270	78,270	133,951	Owned
1992	230Z	Vehicle Storage	4,457	0	4,457	4,953	Owned
1977	230C	West Academic Cluster - Wing C	19,430	346	19,776	34,240	Owned
1977	230D	West Academic Cluster - Wing D	19,220	557	19,777	35,251	Owned
1977	230E	West Academic Cluster - Wing E	19,028	0	19,028	33,803	Owned
1977	230F	West Academic Cluster - Wing F	20,847	0	20,847	35,800	Owned

		Total Kingsborough Owned	720,877	98,093	818,970	1,306,003	
Total # of		Total Kingsborough Leased	0	0	0	0	
Buildings =	24	Total Kingsborough	720,877	98,093	818,970	1,306,003	

Building Inventory by College

As of Fall 2006

Date Built	Building Code	Building Name	CUNY NASF	Non-CUNY NASF	Total NASF	Total GSF	Title
------------	---------------	---------------	-----------	---------------	------------	-----------	-------

Community

LaGuardia							
1913	24003	C - Center 3 Building	388,555	233,944	622,499	882,927	Owned
1913	24006	C - Center 4 Parking Garage	0	0	0	61,857	Owned
1930	24005	E - E Building	219,774	0	219,774	379,364	Owned
1936	24004	L - Marie LaGuardia Building	18,965	20,252	39,217	59,911	Leased
1920	24001	M - Main Building & Gym	145,125	16,165	161,290	282,285	Owned
Total LaGuardia Owned			753,454	250,109	1,003,563	1,606,433	
Total # of Total LaGuardia Leased Buildings = 5			18,965	20,252	39,217	59,911	
Total LaGuardia			772,419	270,361	1,042,780	1,666,344	

Queensborough							
1978	27011	Administration / Business Building	44,767	0	44,767	72,931	Owned
1976	270T-4	C Building	13,003	0	13,003	20,644	Owned
1970	27006	Cafeteria Building (Student Union)	22,977	0	22,977	41,749	Owned
1970	27030	Humanities Building	95,877	0	95,877	161,426	Owned
1967	27005	Kennedy Hall Gymnasium	52,129	0	52,129	82,074	Owned
1967	27003	Kurt Schmeller Library	74,633	0	74,633	107,763	Owned
1978	27012	Medical Arts Building	75,510	0	75,510	137,899	Owned
1910	27001	Oakland Building	11,258	0	11,258	25,556	Owned
1967	27004	Science Building	100,212	0	100,212	173,933	Owned
1976	27010	Service Building	18,825	0	18,825	26,441	Owned
1963	27002	Technology Building	19,932	0	19,932	30,549	Owned
1983	270T-5	Temporary #5	2,057	0	2,057	2,313	Owned
1967	270Y-1	Temporary Y1	8,645	0	8,645	10,242	Owned
1967	270Y-2	Temporary Y2	9,312	306	9,618	12,850	Owned
1965	270Z	Temporary Z	6,148	0	6,148	8,660	Owned
Total Queensborough Owned			555,285	306	555,591	915,030	
Total # of Total Queensborough Leased Buildings = 15			0	0	0	0	
Total Queensborough			555,285	306	555,591	915,030	

Total Community Owned			3,447,569	445,686	3,893,255	6,480,351	
Total # of Total Community Leased Buildings = 96			109,502	20,252	129,754	221,906	
Total Community			3,557,071	465,938	4,023,009	6,702,257	



Building Inventory by College

As of Fall 2006

Date Built	Building Code	Building Name	CUNY NASF	Non-CUNY NASF	Total NASF	Total GSF	Title
------------	---------------	---------------	-----------	---------------	------------	-----------	-------

Central Office

Central Office							
1973	43009	1114 6th Ave. - Admissions	27,800	0	27,800	32,572	Leased
1949	43013	25 West 43rd Street	13,027	3,333	16,360	28,898	Leased
1973	43003	31st St - Administration & Student Services	22,740	0	22,740	38,040	Leased
1972	43011	57th St - BMW Building	78,721	0	78,721	136,567	Leased
1939	43001	80th St - Main Building	51,062	0	51,062	83,776	Owned
1965	43005	CUNY - Albany Office	1,100	0	1,100	1,208	Owned
2002	43014	CUNY on the Concourse	13,035	0	13,035	27,545	Leased

		Total Central Office Owned	52,162	0	52,162	84,984	
Total # of		Total Central Office Leased	155,323	3,333	158,656	263,622	
Buildings =	7	Total Central Office	207,485	3,333	210,818	348,606	

		Total Central Office Owned	52,162	0	52,162	84,984	
Total # of		Total Central Office Leased	155,323	3,333	158,656	263,622	
Buildings =	7	Total Central Office	207,485	3,333	210,818	348,606	

		Total University Owned	13,433,273	801,937	14,235,210	25,081,625	
Total # of		Total University Leased	585,159	23,962	609,121	1,026,326	
Buildings =	293	Total University	14,018,432	825,899	14,844,331	26,107,951	

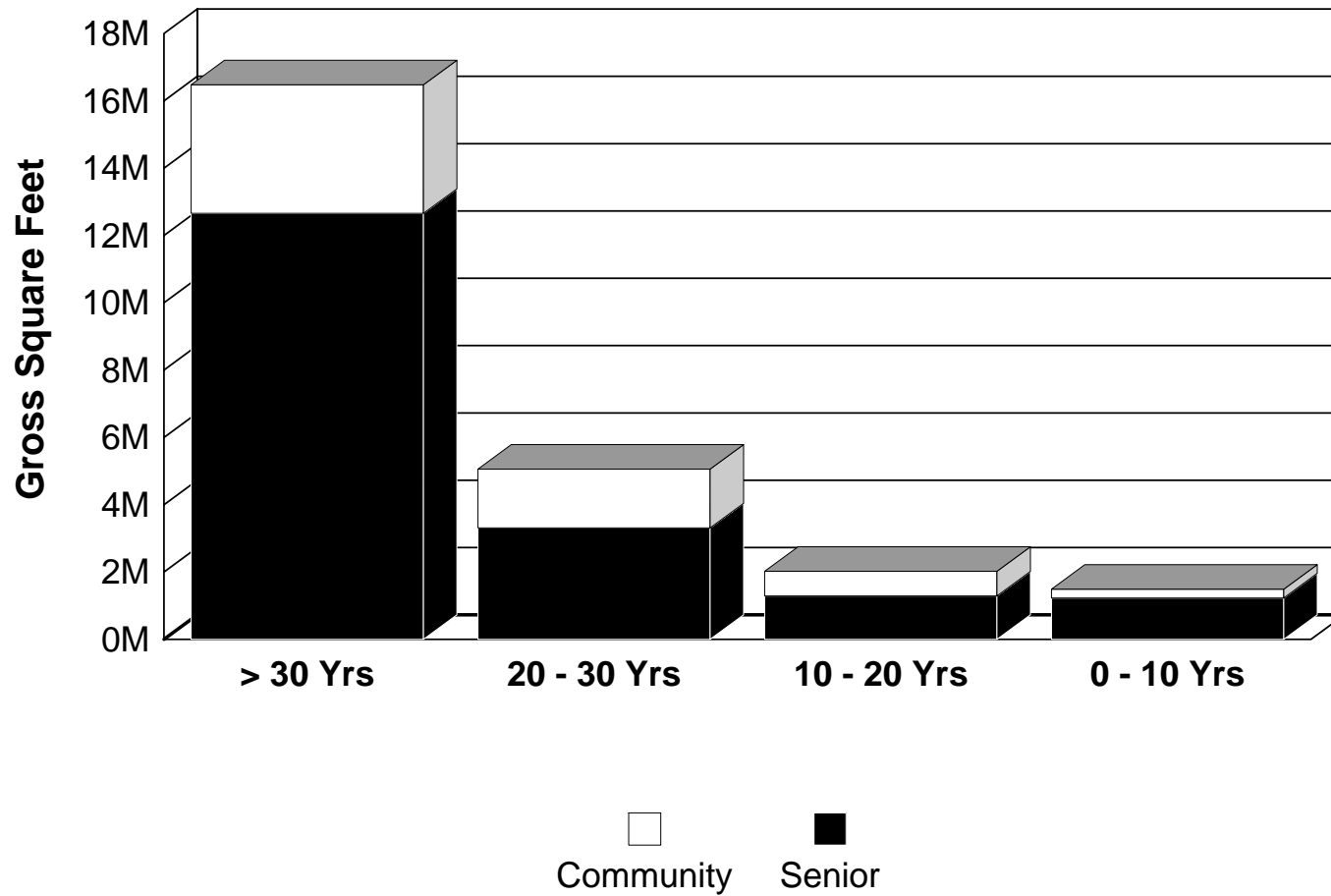
Source: Data obtained from CUNY Facilities Inventory Database and survey of Campus Facilities Officers - October 2006

CUNY NASF: includes all assignable space, including vacant/unassigned

Non-CUNY NASF: CUNY maintained space occupied by non-CUNY functions, such as DOE schools, DASNY offices and community uses.

Owned Facilities Age Profile in Gross Square Footage

As of Fall 2006



Master Plan and Space Needs Overview

As of Fall 2006

Campus	Master Plan Status	M.P. Projected FTES	M.P. Approved NASF	Actual FTES Fall 2005	Needed NASF for 2005 FTES	Net Assignable Sqaure Feet (NASF)					Actual FTES vs MP FTES	Occupied vs Needed	Occupied vs Projected
						Owned Occupied	Owned Vacant	Leased/ Temp	Non CUNY	Total			
Footnotes:	A	B	C	D	E	F	G	H	I	J	K	L	M

Senior

Baruch	1986 *	11,366	782,010	12,585	1,002,167	832,250	0	19,724	17,303	869,277	1.11%	0.85%	1.09%
Brooklyn	1995	13,578	1,428,000	10,971	1,105,985	1,276,270	2,696	7,500	23,968	1,310,434	0.81%	1.16%	0.90%
City College	1973 *	15,305	1,747,000	8,450	1,060,930	1,399,750	12,510	10,288	100,815	1,523,363	0.55%	1.33%	0.81%
CUNY Law	1983	450	89,570	438	89,570	90,753	0	0	0	90,753	0.97%	1.01%	1.01%
Graduate Center	1994	3,422	375,000	3,287	356,808	380,140	0	0	0	380,140	0.96%	1.07%	1.01%
Hunter	1999 *	15,492	1,629,093	14,720	1,422,445	1,261,876	0	48,113	114,516	1,424,505	0.95%	0.92%	0.80%
John Jay	1995	10,334	733,190	11,067	875,823	421,555	933	64,304	292	487,084	1.07%	0.55%	0.66%
Lehman	2004	6,588	898,463	7,136	769,215	793,338	3,963	17,811	33,871	848,983	1.08%	1.05%	0.90%
Medgar Evers	1995	4,897	576,747	3,692	419,902	203,384	0	40,178	26,269	269,831	0.75%	0.58%	0.42%
NYC College of Tech.	2000	10,786	990,424	8,800	838,151	596,076	0	72,429	0	668,505	0.82%	0.80%	0.67%
Queens	2006	12,772	1,485,713	12,613	1,245,342	1,305,048	0	88,940	3,682	1,397,670	0.99%	1.12%	0.94%
Staten Island	1986 *	8,000	626,040	8,896	771,007	764,057	6,583	0	10,389	781,029	1.11%	0.99%	1.22%
York	1975 *	6,253	649,751	4,544	458,382	453,926	0	39,044	25,523	518,493	0.73%	1.08%	0.76%

Community

BMCC	1994	14,418	1,177,584	13,683	1,010,890	447,035	0	96,205	0	543,240	0.95%	0.54%	0.46%
Bronx	1975 *	10,000	850,925	6,153	521,879	592,431	0	0	78,636	671,067	0.62%	1.14%	0.70%
Hostos	1983 *	5,512	328,501	3,432	264,103	341,852	17,800	13,167	18,542	391,361	0.62%	1.34%	1.08%
Kingsborough	1995	12,477	923,172	11,093	835,984	608,082	0	112,795	98,093	818,970	0.89%	0.86%	0.78%
LaGuardia	1996 *	12,400	944,182	10,318	869,496	732,939	20,515	18,965	270,361	1,042,780	0.83%	0.86%	0.80%
Queensborough	2001	8,428	728,339	8,440	662,365	516,120	0	39,165	306	555,591	1.00%	0.84%	0.76%

A) Date last approved or amended, an * denotes a revision in progress

B) and C) Per approved Master Plan

D) FTES data from Institutional Research Faculty Teaching Load Report for Fall 2005.

E) Needed NASF figures are derived from applying the approved CUNY Space Guidelines to the Teaching Load Report FTES data.

F) Owned Occupied NASF represents all CUNY occupied NASF; excludes Vacant; Non-CUNY entities (i.e. D.O.E. High Schools) and owned temporary buildings (included in "Leased / Temp").

G) Owned Vacant NASF represents all vacant/under construction NASF; excludes Non-CUNY entities (i.e. D.O.E. High Schools) and owned temporary buildings (included in "Leased / Temp").

H) Leased / Temp NASF includes all leased and owned temporary buildings.

I) NASF used by Non-CUNY entities (i.e. D.O.E. High Schools).

J) The total of columns F + G + H + I

K) Column D divided by column B

L) Columns F + H divided by column E

M) Columns F + H divided by column C

Note: Graduate School of Journalism and Honors College are not included - these programs will be reported in FY 2008 - 2009.



Summary of Instructional and Administrative NASF: Need vs. Inventory

As of Fall 2006

Campus	Fall 2005 FTES	Instructional NASF		Research NASF		Academic/Admin. Offices NASF		Library NASF		NASF per FTES for Instruct. & Admin Functions		Surplus / Deficit %
		Need ²	Existing	Need ²	Existing	Need ²	Existing	Need ²	Existing	Need ³	Existing	

Senior

Baruch	12,585	241,648	198,543	83,439	5,817	180,434	282,572	140,296	95,142	51	46	-10%
Brooklyn	10,971	246,793	344,762	83,534	109,616	184,969	278,667	236,045	189,938	68	84	23%
City College	8,450	265,483	409,166	103,649	165,180	165,012	355,529	235,414	181,798	91	132	44%
CUNY Law	438	5,322	24,735	12,581	0	21,158	26,699	15,851	23,424	125	171	36%
Graduate Center	3,287	28,094	37,503	28,313	11,152	39,997	177,103	61,665	60,158	48	87	81%
Hunter	14,720	376,519	321,945	152,501	81,405	240,260	294,847	197,908	138,159	66	57	-14%
John Jay	11,067	208,865	116,790	80,882	4,581	162,937	162,934	103,562	53,018	50	30	-39%
Lehman	7,136	183,164	223,523	53,902	34,796	131,753	167,793	119,499	87,709	68	72	05%
Medgar Evers	3,692	105,561	64,442	12,149	3,355	56,401	83,582	39,366	25,089	58	48	-17%
NYC College of Tech.	8,800	282,343	317,835	24,084	1,130	148,949	154,943	81,798	45,133	61	59	-03%
Queens	12,613	314,413	345,005	114,207	110,443	221,259	310,532	209,800	175,577	68	75	10%
Staten Island	8,896	206,716	186,195	44,094	31,134	142,077	150,489	89,629	72,909	54	50	-09%
York	4,544	93,195	148,303	19,932	13,145	76,056	101,915	52,372	64,176	53	72	36%

Total Senior 107,199 2,558,116 2,738,747 813,268 571,754 1,771,263 2,547,605 1,583,205 1,212,230

Community

BMCC	13,683	312,145	214,609	1,346	175	197,530	114,878	102,113	38,461	45	27	-40%
Bronx	6,153	165,235	185,617	1,726	2,314	97,898	137,926	54,947	32,553	52	58	12%
Hostos	3,432	49,371	95,583	387	1,519	55,558	114,332	29,538	18,968	39	67	71%
Kingsborough	11,093	231,014	220,376	725	162	164,701	210,536	91,624	44,406	44	43	-03%
LaGuardia	10,318	293,930	210,968	7,403	1,762	153,931	226,714	81,255	34,710	52	46	-12%
Queensborough	8,440	181,588	240,104	1,196	1,201	134,728	107,987	74,474	44,270	46	47	00%

Total Community 53,118 1,233,284 1,167,257 12,783 7,133 804,346 912,373 433,952 213,368

Total University 160,317 3,791,400 3,906,004 826,051 578,887 2,575,609 3,459,978 2,017,157 1,425,598

1. FTES= Full Time Equivalent Students (Institutional Research - Fall 2005 Teaching Load Reports). The University's total headcount for Fall 2005 was 220,727 (Institutional Research Report ENRL-0001).

2. Space needs are generated by applying approved CUNY Space Guidelines to FTES data from the Institutional Research Faculty Teaching Load Report for Fall 2005. Space guidelines are adjusted during campus master planning and specific project programming to reflect current teaching and research methods.

3. Variations in NASF/FTE Need reflect variations in college curricula and enrollment by disciplines.

Note: Graduate School of Journalism and Honors College are not included - these programs will be reported in FY 2008 - 2009.

Summary of Net Area Distribution

As of Fall 2006

Campus	Instructional NASF	Research NASF	Academic/ Admin. Offices NASF	Library NASF	Support Services NASF	Campus Services NASF	Other NASF	Campus Total
Senior								
Baruch	198,543	5,817	282,572	95,142	213,189	53,516	20,498	869,277
Brooklyn	344,762	109,616	278,667	189,938	288,298	69,517	29,636	1,310,434
City College	409,166	165,180	355,529	181,798	233,364	49,028	129,490	1,523,363
CUNY Law	24,735	0	26,699	23,424	10,252	5,325	318	90,753
Graduate Center	37,503	11,152	177,103	60,158	76,344	17,880	0	380,140
Hunter	321,945	81,405	294,847	138,159	395,558	55,313	137,278	1,424,505
John Jay	116,790	4,581	162,934	53,018	123,010	25,526	1,225	487,084
Lehman	223,523	34,796	167,793	87,709	215,102	62,809	57,251	848,983
Medgar Evers	64,442	3,355	83,582	25,089	50,451	16,292	26,620	269,831
NYC College of Tech.	317,835	1,130	154,943	45,133	110,251	34,627	4,586	668,505
Queens	345,005	110,443	310,532	175,577	346,787	76,334	32,992	1,397,670
Staten Island	186,195	31,134	150,489	72,909	137,940	99,134	103,228	781,029
York	148,303	13,145	101,915	64,176	125,003	36,935	29,016	518,493
Total Senior	2,738,747	571,754	2,547,605	1,212,230	2,325,549	602,236	572,138	10,570,067
Community								
BMCC	214,609	175	114,878	38,461	141,211	32,540	1,366	543,240
Bronx	185,617	2,314	137,926	32,553	123,366	44,837	144,454	671,067
Hostos	95,583	1,519	114,332	18,968	95,537	26,684	38,738	391,361
Kingsborough	220,376	162	210,536	44,406	200,177	40,663	102,650	818,970
LaGuardia	210,968	1,762	226,714	34,710	118,980	78,463	376,078	1,042,780
Queensborough	240,104	1,201	107,987	44,270	117,579	42,459	1,991	555,591
Total Community	1,167,257	7,133	912,373	213,368	796,850	265,646	665,277	4,023,009
Total University	3,906,004	578,887	3,459,978	1,425,598	3,122,399	867,882	1,237,415	14,593,076

Support Services: includes total NASF for Student/Faculty Services, Physical Education, Instructional Resources, Data Processing and Assembly spaces.

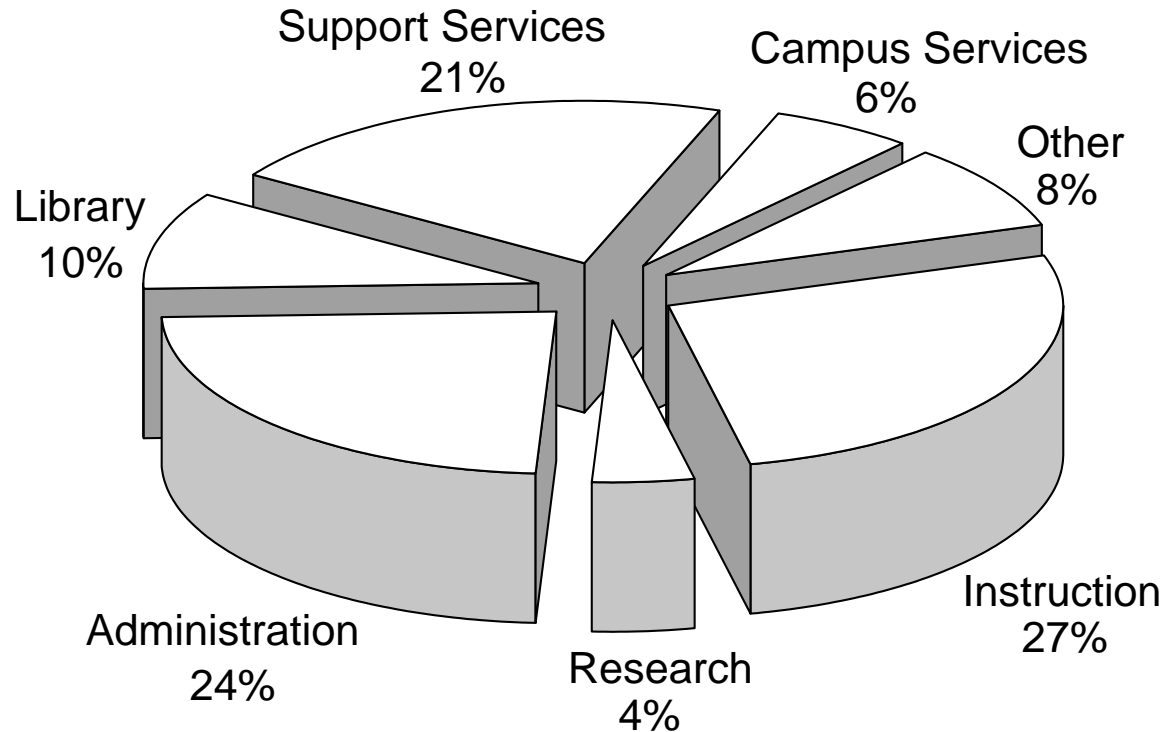
Other: includes unassigned and Non-Institutional Agencies spaces.

Note: Graduate School of Journalism and Honors College are not included - these programs will be reported in FY 2008 - 2009.

Summary of Net Area Distribution

As of Fall 2006

	<u>Instructional NASF</u>	<u>Research NASF</u>	<u>Academic/ Admin. Offices NASF</u>	<u>Library NASF</u>	<u>Support Services NASF</u>	<u>Campus Services NASF</u>	<u>Other NASF</u>	<u>Campus Total</u>
Total University	3,906,004	578,887	3,459,978	1,425,598	3,122,399	867,882	1,237,415	14,593,076



Support Services: includes total NASF for Student/Faculty Services, Physical Education, Instructional Resources, Data Processing and Assembly spaces.

Other: includes unassigned and Non-Institutional Agencies spaces.

Note: Graduate School of Journalism and Honors College are not included - these programs will be reported in FY 2008 - 2009.

Public Assembly Facilities

As of Fall 2006

Campus	Black Box	Recital Hall	Small Theater (Under 300 Stations)	Large Theater (Over 300 Stations)	Auditorium	Number of Lecture Spaces					Total Lecture Spaces
						70-100 Stations	101-130 Stations	131-200 Stations	201-300 Stations	301+ Stations	

Senior

Baruch	2	2	1	0	1	14	8	1	2	3	28
Brooklyn	1	1	0	2	1	8	6	4	3	0	21
City College	2	2	3	1	1	3	4	2	4	2	15
CUNY Law	0	0	0	0	1	1	0	0	0	0	1
Graduate Center	0	2	0	0	1	0	0	0	0	0	0
Hunter	0	2	1	1	3	8	2	3	2	1	16
John Jay	0	0	0	1	0	1	0	2	0	0	3
Lehman	1	2	1	1	2	1	5	1	1	0	8
Medgar Evers	0	0	0	0	1	1	0	0	0	1	2
NYC College of Tech.	0	0	2	0	2	6	0	0	0	0	6
Queens	0	4	1	0	2	8	7	2	4	2	23
Staten Island	1	1	0	1	1	4	0	1	0	0	5
York	0	2	1	0	1	15	0	2	1	0	18
Total Spaces	7	18	10	7	17	70	32	18	17	9	146
Total Stations	1,160	3,207	1,355	5,716	15,120	5,967	3,754	3,026	4,407	3,954	21,108

Community

BMCC	0	2	2	0	1	2	0	1	1	0	4
Bronx	0	1	0	1	2	9	1	3	1	0	14
Hostos	0	0	0	2	0	0	0	0	0	0	0
Kingsborough	2	1	1	0	0	11	4	0	0	0	15
LaGuardia	1	0	1	1	0	0	0	1	1	0	2
Queensborough	1	2	0	0	0	4	0	2	1	0	7
Total Spaces	4	6	4	4	3	26	5	7	4	0	42
Total Stations	274	463	847	2,380	1,948	2,137	574	1,188	1,016	0	4,915
Total University Spaces	11	24	14	11	20	96	37	25	21	9	188
Total University Stations	1,434	3,670	2,202	8,096	17,068	8,104	4,328	4,214	5,423	3,954	26,023

For detailed information on the Black Box, Recital Hall, Small Theater, Large Theater and Auditorium spaces see Statistics 23.

As of Fall 2006

Black Box

Campus	Building	Cap
Baruch	Lawrence & Eris Field Building	57
Baruch	William & Anita Newman Vertical Campus	300
Brooklyn	Whitman / Gershwin Hall	120
City College	Aaron Davis Hall	156
City College	Shepard Hall	80
Kingsborough	Robert J. Kibbee Library & Media Center	41
Kingsborough	Robert J. Kibbee Library & Media Center	70
LaGuardia	M - Main Building & Gym	31
Lehman	Speech & Theater Building	265
Queensborough	Temporary Z	132
Staten Island	Center for the Arts	182

Small Theater

Campus	Building	Cap
Baruch	Lawrence & Eris Field Building	65
BMCC	Chambers St. Building (Main Campus)	254
BMCC	Chambers St. Building (Main Campus)	25
City College	Compton - Goethals Hall	152
City College	Compton - Goethals Hall	70
City College	Shepard Hall	76
Hunter	North Building	175
Kingsborough	Marine and Academic Center	298
LaGuardia	M - Main Building & Gym	270
Lehman	Speech & Theater Building	70
NYC College of Tech.	General Building (Con Edison)	100
NYC College of Tech.	Namm Commerce Center	100
NYC College of Tech.	Voorhees Building	200
Queens	King Hall	260
York	Performing Arts Center	187

Large Theater

Campus	Building	Cap
Bronx	Roscoe C. Brown Student Center	352
Brooklyn	Boylan Hall	2,400
Brooklyn	Whitman / Gershwin Hall	524
City College	Aaron Davis Hall	950
Hostos	East Academic Complex - C	364
Hostos	East Academic Complex - C	914
Hunter	Thomas Hunter Hall	319
John Jay	Haaren Building	605
LaGuardia	E - E Building	750
Lehman	Speech & Theater Building	476
Staten Island	Center for the Arts	442

Recital Hall

Campus	Building	Cap
Baruch	Lawrence & Eris Field Building	112
Baruch	William & Anita Newman Vertical Campus	175
BMCC	Chambers St. Building (Main Campus)	40
BMCC	Chambers St. Building (Main Campus)	30
Bronx	Meister Hall	177
Brooklyn	Whitman / Gershwin Hall	150
City College	Aaron Davis Hall	120
City College	Shepard Hall	108
Graduate Center	B. Altman Building	185
Graduate Center	B. Altman Building	70
Hunter	North Building	696
Hunter	North Building	100
Kingsborough	Marine and Academic Center	70
Lehman	Music Building	156
Lehman	Music Building	90
Queens	School of Music	74
Queens	School of Music	651
Queens	School of Music	100
Queens	School of Music	100
Queensborough	Humanities Building	82
Queensborough	Humanities Building	64
Staten Island	Center for the Arts	278
York	Academic Core	21
York	Academic Core	21

Auditorium

Campus	Building	Cap
Baruch	Lawrence & Eris Field Building	1,172
BMCC	Chambers St. Building (Main Campus)	1,000
Bronx	Gould Memorial Library	648
Bronx	Gould Memorial Library	300
Brooklyn	LaGuardia Hall Library	144
City College	Shepard Hall	1,200
CUNY Law	CUNY School of Law at Queens College	253
Graduate Center	B. Altman Building	389
Hunter	Brookdale West Building	880
Hunter	Campus School	492
Hunter	North Building	2,100
Lehman	Concert Hall	2,053
Lehman	Gillet Hall	298
Medgar Evers	Bedford Building	467
NYC College of Tech.	Klitgord Center	898
NYC College of Tech.	Voorhees Building	198
Queens	Colden Auditorium	2,120
Queens	Goldstein Theater	476
Queensborough	Humanities Building	873
Staten Island	Center for the Arts	929
York	Performing Arts Center	1,051

Inventory of Indoor Athletic and Recreational Facilities

As of Fall 2006

Campus	Large Gym (Over 10,000 NASF)				Medium Gym (10,000 - 6,000 NASF)				Small Gym (Under 6,000 NASF)			
	NASF	Seating Capacity	Condition	# of Basketball Courts	NASF	Seating Capacity	Condition	# of Basketball Courts	NASF	Seating Capacity	Condition	# of Basketball Courts
Senior												
Baruch	12,463	838	Excellent	2					5,681	382	Excellent	1
Baruch									4,930	75	Fair	1
Baruch									2,057	100	Fair	
Brooklyn					8,288	490	Good	1	4,176	146	Fair	3
Brooklyn					7,449	160	Good	3	3,895	146	Fair	
Brooklyn					7,430	156	Fair	3	2,920	149	Fair	
Brooklyn					6,258	120	Fair	3	2,775	100	Fair	
City College	30,293	3,000	Good	5	8,622	558	Fair					
CUNY Law												
Graduate Center												
Hunter	12,294	123	Poor	6	6,629				4,695			
Hunter	11,276	1,500	Good						2,665			
John Jay					9,417	917	Fair	3	4,362	250	Good	1
John Jay									1,731	120	Good	
Lehman	11,143	350	Excellent	2								
Lehman	11,094	1,156		1								
Medgar Evers					7,551	259	Excellent	1				
NYC College of Tech.	10,097	700	Poor	1					2,502	250	Poor	
Queens	41,831	1,500		10	8,190	300	Fair	1				
Staten Island	14,429	1,200	Excellent	2	8,658		Excellent	1				
York	17,290	2,589	Good	6					4,921	320	Good	
Community												
BMCC	18,916	1,800	Good	2								
Bronx	11,989	400	Poor	1								
Hostos	11,446	640	Excellent									
Kingsborough	17,099	661		2	7,803	466	Good		2,880		Good	
Kingsborough	11,941	303							2,611		Good	
LaGuardia	10,426	200		2								
Queensborough					6,284	625	Fair	1	2,807	56	Fair	
Queensborough					6,282	625	Fair	1	2,280	20	Fair	



Inventory of Indoor Athletic and Recreational Facilities - con't

As of Fall 2006

Campus	Dance Studio	# of Squash/Racquetball Courts	Swimming Pool *				Fitness Center	Condition of Restrooms/Lockers	Other Indoor Facilities and Comments
			Size	# of Lane	Seating Capacity	Condition			

Senior

Baruch		3	25 Meter	6	75	Excellent	1	Excellent	
Brooklyn	3						1	Fair	
City College	2		25 Meter	6	170	Poor	1	Good	
CUNY Law									Shared facilities with Queens College
Graduate Center							1	Excellent	Aerobics Room
Hunter	4	4	25 Yard	4	406	Good	1	Good	
Hunter	4	4	25 Yard	4	100	Good	1	Good	
John Jay	1	2	25 Yard	5	100	Good	1	Good	
Lehman	2	4	50 Meter	8	300	Excellent	1	Excellent	
Medgar Evers			25 Meter		120	Poor		Poor	
NYC College of Tech.								Good	
Queens	4		25 Meter	6	500	Fair	1	Poor	Karate Studio, Indoor Tennis Courts (6)
Staten Island	1	5	24 Meter	8	87	Fair	1	Good	
York			25 Meter	6	138	Good	1	Good	

Community

BMCC	1		25 Meter	6	220	Good		Good	
Bronx	1		25 Meter	6	150	Good		Poor	Wrestling/Martial Arts Rm, Weight Rm
Hostos	1		25 Meter	6	254	Excellent	1	Excellent	Aerobics Room
Kingsborough	1	2					1	Good	
LaGuardia			25 Yard	6	250	Good	1	Good	Exercise Room
Queensborough			25 Meter	6	294	Good	1	Good	

* 25 Meter Pools are NCAA approved. The 50 meter pool at Lehman College is Olympic Size but not built to Olympic specifications



Inventory of Outdoor Athletic and Recreational Facilities

As of Fall 2006

Campus	Total Acres	PE Acres	Running Track			Soccer Field		Tennis Courts		Basketball		Baseball Field		Softball Field		Football Field		Handball	
			Length	Seat'g Cap.	Cond.	Seat'g Cap.	Cond.	#	Cond.	#	Cond.	Seat'g Cap.	Cond.	Seat'g Cap.	Cond.	Seat'g Cap.	Cond.	#	Cond.

Senior

Baruch	3.3																		
Brooklyn	26.0	4.0	1/4 Mile		Poor		Good	6	Fair					Good		Good			
City College	36.5	6.0	1/4 Mile	1,500	Excellent	1,500	Good	6	Poor										
CUNY Law	1.2																		
Graduate Center	1.6																		
Hunter	12.9							1	Good										
John Jay	5.5	0.3	1/15 Mile		Poor			1	Good										
Lehman	37.0	3.6	1/4 Mile		Poor		Excellent	5	Excellent			Excellent		Excellent					
Medgar Evers	7.3																		
NYC College of Tech.	5.2																		
Queens	77.0	13.2	1/4 Mile		Poor		Good	12	Good			100	Fair	100	Excellent				
Staten Island	204.0	19.2	1/4 Mile		Excellent	500	Excellent	12	Excellent	4	Poor	4,751	Excellent	500	Excellent			8	Good
York	47.5	11.6	1/4 Mile	150	Good	500	Good	6	Good							150	Good	6	Good

Community

BMCC	7.9																		
Bronx	55.5	5.9	1/4 Mile	125	Excellent		Fair	6	Poor	1	Fair	125	Fair						
Hostos	5.3																		
Kingsborough	69.7	5.6						4	Poor			100	Fair						
LaGuardia	11.4																		
Queensborough	36.7	8.0	1/4 Mile		Average	50	Good	6	Poor	1	Good							4	Poor

--Additional seating could be added to track seating at City , Lehman, Queens and Queensborough.

-- Staten Island has brand new facilities. A B& E project has been requested for improved soccer field drainage. The baseball stadium is home to the Staten Island Yankees.

--York, in addition to the above facilities, have undeveloped grass playing fields, which currently include a javelin run, hammer and shotput/discus cages for Track and Field events (including CUNY Championships), on which a softball field, running track with bleachers, outdoor tennis, squash, raquetball courts or other athletic facilities could be built.



Student Union, Child Care, and Student Lounge Facilities

As of Fall 2006

Campus	Student Union	Dining (1)		Club Offices		Recreation (2)	Child Care		Student Lounges		TV/Radio Station	Total NASF
		# of Space	NASF	# of Space	NASF	NASF	Capacity	NASF	# of Space	NASF	NASF	

Senior

Baruch	No	3	6,261	20	3,710	1,750	30	2,182	16	8,446	502	22,851
Brooklyn	Yes	5	17,471	31	5,829	5,865	177	14,339	21	24,673	525	68,702
City College	Yes	5	22,598	44	9,950	7,598	45	1,581	5	2,853	984	45,564
CUNY Law	No	1	2,440	0	0	0	15	624	2	994	0	4,058
Graduate Center	No	6	5,796	13	1,779	0	27	1,642	14	14,568	4,437	28,222
Hunter	No	8	19,732	40	13,127	3,212	50	2,281	19	11,574	213	50,139
John Jay	No	3	9,992	20	2,225	0	68	2,659	8	4,981	794	20,651
Lehman	Yes	6	31,207	30	5,078	1,759	72	1,469	4	3,641	211	43,365
Medgar Evers	No	1	3,057	1	235	672	55	921	2	641	0	5,526
NYC College of Tech.	No	2	9,240	17	3,025	1,262	135	4,557	14	11,360	0	29,444
Queens	Yes	11	30,928	52	8,092	1,175	40	1,296	21	23,223	725	65,439
Staten Island	Yes	4	11,513	7	1,198	1,899	121	4,143	13	9,090	860	28,703
York	No	3	14,728	3	856	117	102	3,294	9	2,459	0	21,454
Total Senior		58	184,963	278	55,104	25,309	937	40,988	148	118,503	9,251	434,118

Community

BMCC	No	2	13,029	10	1,571	0	162	3,328	7	9,187	0	27,115
Bronx	Yes	3	14,062	23	4,807	0	72	3,791	5	4,646	0	27,306
Hostos	No	3	4,440	27	2,461	3,066	60	7,685	1	1,084	0	18,736
Kingsborough	Yes	7	26,819	34	5,067	1,133	65	2,114	16	13,930	582	49,645
LaGuardia	No	5	18,756	28	2,998	0	188	3,879	5	3,590	680	29,903
Queensborough	Yes	5	5,956	7	1,655	1,321	30	1,431	6	8,108	0	18,471
Total Community		25	83,062	129	18,559	5,520	577	22,228	40	40,545	1,262	171,176
Total University Spaces		83	268,025	407	73,663	30,829	1,514	63,216	188	159,048	10,513	605,294

(1) Dining facilities include all eating facilities

(2) Recreation includes spaces such as TV lounges, multi-purpose and game rooms. Sports-related spaces are included in Athletic Facilities charts on Statistics pages 23 - 25.



NYC Public School Facilities at CUNY

As of Fall 2006

Campus	Building	Department of Education School	NASF
Baruch	Lawrence & Eris Field Building	Baruch College Campus High School	16,926
Bronx	Nichols Hall - D. O. E.	University Heights Secondary School at Bronx CC	52,318
Bronx	Roscoe C. Brown Student Center Annex	Family College - Bronx CC	7,420
Brooklyn	William James Hall	Brooklyn College Academy	12,091
City College	Baskerville Hall	H.S. for Mathematics, Science & Engineering - CCNY	15,263
City College	Mott Hall - D. O. E.	Mott Hall - IS 233	14,798
City College	North Academic Center	H.S. for Mathematics, Science & Engineering - CCNY	410
Hostos	Allied Health & Sciences Building - A	Hostos Lincoln Academy of Science	17,663
Hunter	Campus School	Hunter College - Campus Schools (Shared)	100,485
Kingsborough	Temporary Building #7	The Early College Secondary School	4,431
Kingsborough	The Leon M. Goldstein High School	Leon M. Goldstein High School for the Sciences	78,270
LaGuardia	L - Marie LaGuardia Building	Middle College	20,252
LaGuardia	M - Main Building & Gym	International High School	16,165
Lehman	Gymnasium Building	High School of America Studies - Lehman College	7,165
Lehman	Music Building	High School of America Studies - Lehman College	8,170
Lehman	Reservoir Building - H.S. - D. O. E.	High School of America Studies - Lehman College	13,099
Lehman	Speech & Theater Building	Celia Cruz High School of Music	780
Staten Island	Engineering Technology - East	International High School	10,080
York	Science Building	Queens High School for the Sciences - York College	18,859
			414,645