



Significant Statistics

Table of Contents

OVERVIEW	Statistics 2
SUMMARY OF CAMPUS LAND ACREAGE	Statistics 3
BUILDING INVENTORY BY COLLEGE	Statistics 4-16
OWNED FACILITIES AGE PROFILE IN GROSS SQUARE FOOTAGE	Statistics 17
MASTER PLAN AND SPACE NEEDS OVERVIEW	Statistics 18
SUMMARY OF INSTRUCTIONAL AND ADMINISTRATIVE NASF	Statistics 19
SUMMARY OF NET AREA DISTRIBUTION	Statistics 20
SUMMARY OF NET AREA DISTRIBUTION – CHART	Statistics 21
PUBLIC ASSEMBLY FACILITIES	Statistics 22
PUBLIC ASSEMBLY FACILITIES – DETAIL OF SPACES	Statistics 23
INVENTORY OF INDOOR ATHLETIC AND RECREATIONAL FACILITIES	Statistics 24-25
INVENTORY OF OUTDOOR ATHLETIC AND RECREATIONAL FACILITIES	Statistics 26
STUDENT UNION, CHILD CARE AND STUDENT LOUNGE FACILITIES	Statistics 27
NYC PUBLIC SCHOOL FACILITIES AT CUNY	Statistics 28

SIGNIFICANT STATISTICS

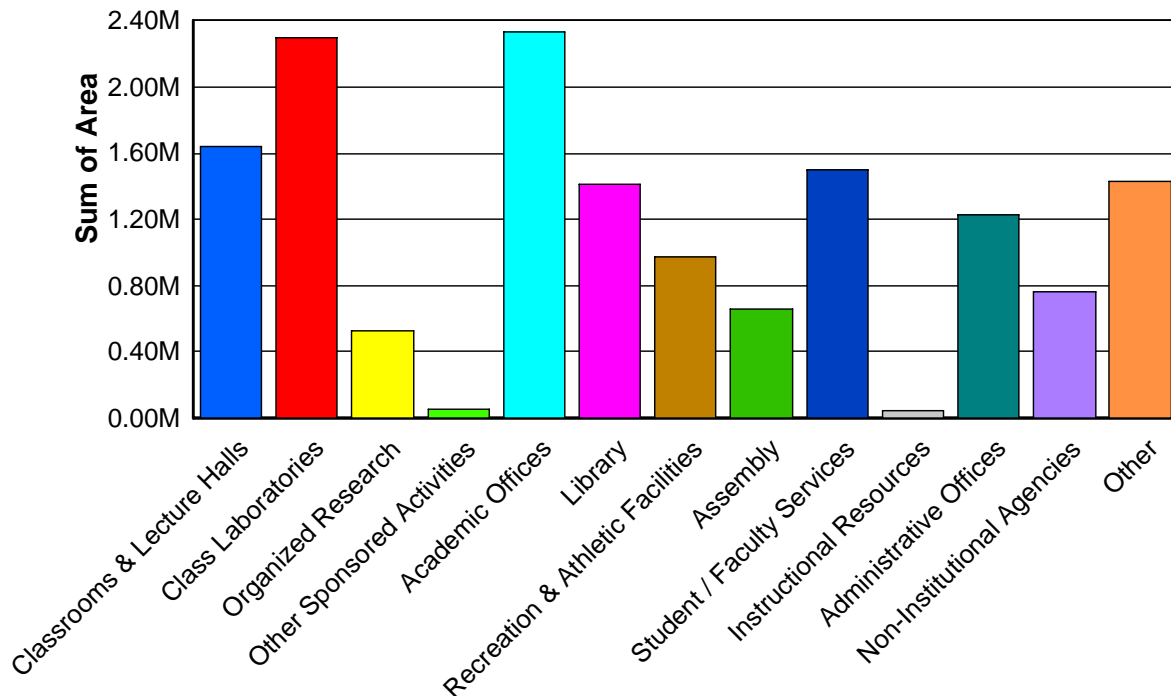
OVERVIEW

The Significant Statistics section provides information on the allocation and usage of the University's 26.3 million gross square feet in 296 buildings. The square footage information represented in this section is as of Fall 2008.

The square footage information is maintained by the Space Management department of the Office of Facilities Planning, Construction and Management, using Archibus and AutoCAD facility management software. The campuses are surveyed on a regular basis, and the room allocation and usage data is reviewed by the campus facility department.

The Full Time Equivalent Student (FTES) and Faculty information is provided by CUNY Institutional Research. The data used is from the Fall 2007 Teaching Load reports.

2008 CUNY Net Assignable SqFt Usage



Summary of Campus Land Acreage

As of Fall 2008

	Campus Land in Square Feet	Campus Land in Acres	Outdoor Athletics & Recreation in Acres	Outdoor Parking in Acres
--	----------------------------	----------------------	---	--------------------------

Senior

Baruch College	143,748	3.3	0.0	0.0
Brooklyn College	1,132,560	26.0	4.0	3.7
The City College of New York	1,589,940	36.5	6.0	4.0
College of Staten Island	8,886,240	204.0	19.2	21.1
CUNY School of Law at Queens College	52,272	1.2	0.0	0.6
The Graduate Center	69,696	1.6	0.0	0.0
Graduate School of Journalism	0	0.0	0.0	0.0
William E. Macaulay Honors College	4,356	0.1	0.0	0.0
Hunter College	561,924	12.9	0.0	0.0
John Jay College of Criminal Justice	239,580	5.5	0.3	0.0
Lehman College	1,611,720	37.0	3.6	7.1
Medgar Evers College	317,988	7.3	0.0	1.4
NYC College of Technology	226,512	5.2	0.0	0.0
Queens College	3,354,120	77.0	13.2	8.8
York College	2,069,100	47.5	11.6	6.4
Total Senior	20,259,756	465.1	57.9	53.1

Community

Borough of Manhattan Community College	344,124	7.9	0.0	0.0
Bronx Community College	2,417,580	55.5	5.9	4.9
Hostos Community College	230,868	5.3	0.0	0.4
Kingsborough Community College	3,036,132	69.7	5.6	7.8
LaGuardia Community College	496,584	11.4	0.0	2.0
Queensborough Community College	1,598,652	36.7	8.0	7.8
Total Community	8,123,940	186.5	19.5	22.9
Total University	28,383,696	651.6	77.4	76.0

Building Inventory by College

As of Fall 2008

Date Built	Building Code	Building Name	CUNY NASF	Non-CUNY NASF	Total NASF	Total GSF	Title
------------	---------------	---------------	-----------	---------------	------------	-----------	-------

Senior

Baruch College							
1929	A	Lawrence & Eris Field Building	129,680	27,684	157,364	284,480	Owned
2001	B	William & Anita Newman Vertical Campus	453,578	0	453,578	807,696	Owned
1913	C	Steven L. Newman Hall	13,154	0	13,154	31,214	Owned
1939	D	Administrative Building	44,006	0	44,006	84,879	Owned
1895	H	Library and Technology Building	188,682	1,720	190,402	339,255	Owned
1909	I	Early Learning Center	2,947	0	2,947	4,063	Leased
1904	J	Annex	18,448	252	18,700	31,355	Leased
Total Baruch Owned			829,100	29,404	858,504	1,547,524	
Total # of Buildings = 7			Total Baruch Leased	21,395	252	21,647	35,418
Total Baruch			850,495	29,656	880,151	1,582,942	

Brooklyn College							
1937	02001	Boylan Hall	191,501	0	191,501	321,830	Owned
1937	02002	Ingersoll Hall	169,490	0	169,490	309,426	Owned
1971	02002A	Ingersoll Hall Extension	152,950	0	152,950	293,197	Owned
1937	02003	LaGuardia Hall	196,350	0	196,350	291,594	Owned
1937	02004	Roosevelt Hall	63,249	12,117	75,366	135,037	Owned
1971	02004A	Roosevelt Hall Extension	93,196	0	93,196	150,441	Owned
1963	02005	Whitehead Hall	65,915	0	65,915	109,417	Owned
1953	02006	Whitman / Gershwin Hall	92,041	592	92,633	159,836	Owned
1937	02008	Heating Plant	8,037	0	8,037	25,812	Owned
2000	02008A	Chiller Plant	6,891	0	6,891	20,890	Owned
1953	02009	Student Union	44,394	0	44,394	81,763	Owned
1933	02010	College Child Care	11,245	0	11,245	13,610	Owned
1933	02011	Newman Center	2,291	0	2,291	3,960	Owned
1971	02012	William James Hall	142,469	11,867	154,336	287,213	Owned
1921	02016	25 Broadway	6,668	0	6,668	6,775	Leased
2001	020T1	West End Building (WEB)	41,679	0	41,679	54,888	Owned
Total Brooklyn Owned			1,281,698	24,576	1,306,274	2,258,914	
Total # of Buildings = 16			Total Brooklyn Leased	6,668	0	6,668	6,775
Total Brooklyn			1,288,366	24,576	1,312,942	2,265,689	



Building Inventory by College

As of Fall 2008

Date Built	Building Code	Building Name	CUNY NASF	Non-CUNY NASF	Total NASF	Total GSF	Title
------------	---------------	---------------	-----------	---------------	------------	-----------	-------

Senior

The City College of New York							
1907	03001	Shepard Hall	146,194	0	146,194	340,239	Owned
1907	03002	Harris Hall	58,652	0	58,652	119,027	Owned
1907	03003	Compton - Goethals Hall	68,063	0	68,063	137,929	Owned
1907	03005	Baskerville Hall	14,121	15,521	29,642	61,450	Owned
1907	03006	Wingate Hall	31,140	0	31,140	61,517	Owned
1907	03011	Alumni House	5,436	0	5,436	6,723	Owned
1897	03012	Storehouse	6,585	0	6,585	8,103	Owned
1962	03021	Steinman Hall	192,505	0	192,505	318,522	Owned
1931	03025	Structural Biology Center	0	31,711	31,711	57,847	Owned
1907	03026	Mott Hall - D. O. E.	0	14,798	14,798	28,582	Owned
1912	03039	Schiff House - Child Care Center	2,713	0	2,713	4,704	Owned
1958	03040	School of Architecture	69,323	0	69,323	182,826	Owned
1972	03041	Marshak Science Building	364,824	0	364,824	620,782	Owned
1962	03042	Howard E. Wille Administration Building	30,711	0	30,711	55,618	Owned
1982	03047	North Academic Center	457,796	5,250	463,046	885,656	Owned
1921	03051	25 Broadway	16,287	0	16,287	29,225	Leased
1978	03053	Aaron Davis Hall	36,273	0	36,273	67,720	Owned
2006	03054	The Towers at CCNY	139,678	0	139,678	179,044	Leased
2007	03055	Vivarium	4,369	0	4,369	6,681	Owned
	03056	Garage	60	0	60	40,000	Owned
Total City College Owned			1,488,765	67,280	1,556,045	3,003,926	
Total # of Buildings = 20			Total City College Leased	155,965	0	155,965	208,269
Total City College			1,644,730	67,280	1,712,010	3,212,195	

College of Staten Island							
1994	1A	South Administration Building	41,385	0	41,385	76,564	Owned
1994	1C	Campus Center	40,786	0	40,786	67,990	Owned
1993	1L	Library / Cafeteria	93,517	0	93,517	118,231	Owned
1942	1M	Campus Services & Central Plant	40,969	0	40,969	69,201	Owned
1942	1N	Applied Computer / Engineering Sciences	21,813	0	21,813	44,734	Owned
1993	1P	Center for the Arts	77,909	0	77,909	145,140	Owned
1993	1R	Sports & Recreation Center	48,827	0	48,827	78,647	Owned
1942	1S	Mathematics Building	25,165	0	25,165	44,445	Owned
1942	2A	North Administration Building	41,956	606	42,562	80,734	Owned

Building Inventory by College

As of Fall 2008

Date Built	Building Code	Building Name	CUNY NASF	Non-CUNY NASF	Total NASF	Total GSF	Title
------------	---------------	---------------	-----------	---------------	------------	-----------	-------

Senior

College of Staten Island							
1942	2M	Warehouse (Vacant)	85,443	0	85,443	121,918	Owned
1942	2N	History / Pol Sci / Econ & Philosophy	21,616	0	21,616	44,527	Owned
1993	2R	Children's Center	5,970	0	5,970	8,327	Owned
1942	2S	English / Speech & World Literature	21,214	0	21,214	40,605	Owned
1942	3A	West Administration Building	10,360	0	10,360	19,093	Owned
1942	3N	Business Building	27,252	0	27,252	48,430	Owned
1942	3S	Education Building	23,724	0	23,724	48,458	Owned
1942	4N	Engineering Technology - West	22,058	0	22,058	44,533	Owned
1942	4S	Psychology, Sociology, Anthropology & Soc	18,892	0	18,892	44,567	Owned
1942	5N	Engineering Technology - East	11,973	11,282	23,255	44,531	Owned
1942	5S	Marcus Hall	21,029	0	21,029	44,523	Owned
1993	6N	Astrophysical Observatory	476	0	476	576	Owned
1993	6S	Biology & Chemistry Building	68,203	0	68,203	114,664	Owned
1942	PH	Pump House	0	0	0	1,046	Owned
Total Staten Island Owned			770,537	11,888	782,425	1,351,484	
Total # of Total Staten Island Leased			0	0	0	0	
Buildings = 23 Total Staten Island			770,537	11,888	782,425	1,351,484	

CUNY School of Law at Queens College							
1943	42001	CUNY School of Law at Queens College	90,538	0	90,538	179,841	Owned
Total CUNY Law Owned			90,538	0	90,538	179,841	
Total # of Total CUNY Law Leased			0	0	0	0	
Buildings = 1 Total CUNY Law			90,538	0	90,538	179,841	

The Graduate Center							
1905	02	Graduate Center	379,226	0	379,226	611,751	Owned
Total Graduate Center Owned			379,226	0	379,226	611,751	
Total # of Total Graduate Center Leased			0	0	0	0	
Buildings = 1 Total Graduate Center			379,226	0	379,226	611,751	

Building Inventory by College

As of Fall 2008

Date Built	Building Code	Building Name	CUNY NASF	Non-CUNY NASF	Total NASF	Total GSF	Title
------------	---------------	---------------	-----------	---------------	------------	-----------	-------

Senior

Graduate School of Journalism							
1923	45001	Graduate School of Journalism	24,063	0	24,063	44,190	Leased
Total School of Journalism Owned			0	0	0	0	
Total # of Buildings = 1	Total School of Journalism Leased		24,063	0	24,063	44,190	
Total School of Journalism			24,063	0	24,063	44,190	

William E. Macaulay Honors College							
1904	11001	Honors College	13,209	0	13,209	24,096	Owned
Total Honors College Owned			13,209	0	13,209	24,096	
Total # of Buildings = 1	Total Honors College Leased		0	0	0	0	
Total Honors College			13,209	0	13,209	24,096	

Hunter College							
1937	05001	North Building	399,378	0	399,378	750,790	Owned
1950	05002	Brookdale West Building	104,225	0	104,225	210,233	Owned
1950	05002A	Brookdale North Building	102,124	5,395	107,519	198,610	Owned
1950	05002B	Brookdale East Building	66,469	0	66,469	128,250	Owned
1983	05003	West Building	216,644	915	217,559	397,254	Owned
1983	05004	East Building	199,031	0	199,031	327,863	Owned
1968	05006	Social Work Building	48,160	0	48,160	101,227	Leased
1900	05008	Thomas Hunter Hall	52,876	0	52,876	99,789	Owned
1907	05014	Roosevelt House	12,440	0	12,440	20,680	Owned
1976	05015	Campus School	13,560	100,500	114,060	198,701	Owned
1880	05045	Seventh Regiment Armory	600	0	600	0	Leased
1956	05050	Master of Fine Arts Building	94,625	22,415	117,040	170,622	Owned
Total Hunter Owned			1,261,372	129,225	1,390,597	2,502,792	
Total # of Buildings = 12	Total Hunter Leased		48,760	0	48,760	101,227	
Total Hunter			1,310,132	129,225	1,439,357	2,604,019	

John Jay College of Criminal Justice							
1906	06001	Haaren Building	228,241	145	228,386	383,087	Owned
1973	06003	BMW Building	32,039	0	32,039	43,762	Leased
2004	06004	Westport Building	32,265	0	32,265	49,397	Leased
1958	06006	North Hall	197,269	0	197,269	299,222	Owned
1974	06007	The Movie Lab Building	14,848	0	14,848	25,388	Leased
	06011	Bramshill Residence	0	0	0	0	Owned
	06012	Queens Residence	0	0	0	0	Owned



Building Inventory by College

As of Fall 2008

Date Built	Building Code	Building Name	CUNY NASF	Non-CUNY NASF	Total NASF	Total GSF	Title
------------	---------------	---------------	-----------	---------------	------------	-----------	-------

Senior

Total # of Buildings = 7	Total John Jay Owned	425,510	145	425,655	682,309
	Total John Jay Leased	79,152	0	79,152	118,547
	Total John Jay	504,662	145	504,807	800,856

Lehman College

1934	07001	Gillet Hall	60,444	0	60,444	121,862	Owned
1934	07002	Davis Hall	74,408	0	74,408	126,720	Owned
1934	07003	Music Building	52,823	8,134	60,957	123,767	Owned
1974	07003A	Chiller Plant	49	0	49	6,543	Owned
1934	07004	Gymnasium Building	47,482	5,748	53,230	92,282	Owned
1960	07005	Shuster Hall	50,064	0	50,064	102,966	Owned
1960	07006	Fine Arts Building	31,330	0	31,330	48,619	Owned
1970	07007	Carman Hall	156,521	5,581	162,102	285,143	Owned
1994	07008	APEX Building	92,184	0	92,184	149,284	Owned
1980	07009	Speech & Theater Building	71,821	780	72,601	140,926	Owned
1980	07010	Concert Hall	42,201	0	42,201	73,959	Owned
1980	07011	Library	88,561	0	88,561	124,736	Owned
1981	07012	Student Life Building	14,875	0	14,875	24,277	Owned
2002	07014	Communications Building	954	0	954	2,296	Owned
1935	07023	President's House	0	0	0	3,500	Owned
1934	07025	Tunnels	0	0	0	35,947	Owned
1968	070R	Reservoir Building - H.S. (D. O. E.)	0	13,092	13,092	19,739	Owned
1972	070T-1	Bookstore Building	7,489	0	7,489	8,293	Owned
1973	070T-3	Nursing Building	17,341	0	17,341	26,274	Owned

	Total Lehman Owned	808,547	33,335	841,882	1,517,133
Total # of Buildings = 19	Total Lehman Leased	0	0	0	0
	Total Lehman	808,547	33,335	841,882	1,517,133

Medgar Evers College

1987	04001	Bedford Building	90,420	469	90,889	142,302	Owned
2005	04002	Student Support Services Building	23,127	155	23,282	44,620	Owned
1906	04009	Carroll Building	88,547	0	88,547	168,650	Owned
1987	04009A	Trailer #01	1,336	0	1,336	1,430	Owned
1987	04009A-E	Electric Room For Trailers	0	0	0	140	Owned
1987	04009B	Trailer #02	1,336	0	1,336	1,430	Owned
1987	04009C	Trailer #03	1,288	0	1,288	1,430	Owned
1987	04009D	Trailer #04	668	668	1,336	1,430	Owned

Building Inventory by College

As of Fall 2008

Date Built	Building Code	Building Name	CUNY NASF	Non-CUNY NASF	Total NASF	Total GSF	Title
------------	---------------	---------------	-----------	---------------	------------	-----------	-------

Senior

Medgar Evers College							
1987	04009E	Trailer #05	0	1,336	1,336	1,430	Owned
1987	04009F	Trailer #06	1,336	0	1,336	1,430	Owned
1997	04009G	Trailer #07	1,336	0	1,336	1,430	Owned
1997	04009H	Trailer #08	668	668	1,336	1,430	Owned
1997	04009I	Trailer #09	1,336	0	1,336	1,430	Owned
1987	04009J	Trailer #10	668	0	668	1,430	Owned
1987	04009K	Trailer #11	1,336	0	1,336	1,430	Owned
1987	04009L	Trailer #12	649	0	649	720	Owned
1987	04009M	Trailer #13	605	0	605	672	Owned
1980	04011	One Metrotech	16,870	0	16,870	25,000	Leased
1970	04018	Admissions Building	2,903	0	2,903	3,678	Leased
1970	04022	Youth Collective	0	26,000	26,000	40,000	Owned
Total Medgar Evers Owned			214,656	29,296	243,952	412,834	
Total # of Buildings = 20			19,773	0	19,773	28,678	
Total Medgar Evers Leased							
Total Medgar Evers			234,429	29,296	263,725	441,512	

NYC College of Technology							
1922	40501	Allied Health Center	79,652	0	79,652	122,576	Owned
1925	40501A	Allied Health Center Annex	3,333	0	3,333	13,410	Owned
1967	40502	Namm Commerce Center	287,663	0	287,663	497,356	Owned
1963	40503	Klitgord Center	39,535	0	39,535	71,159	Owned
2002	40504	Midway Building	14,842	0	14,842	28,218	Leased
1963	40506	Environmental Center	12,633	0	12,633	22,018	Owned
1953	40508	General Building (Con Edison)	41,471	0	41,471	69,473	Owned
1920	40509	Voorhees Building	129,934	0	129,934	220,512	Owned
1969	40510	111 Livingston St - EOC	29,393	0	29,393	56,456	Leased
2002	40514	Howard Building	38,408	0	38,408	69,678	Leased
Total NYC College of Tech. Owned			594,221	0	594,221	1,016,504	
Total # of Buildings = 10			82,643	0	82,643	154,352	
Total NYC College of Tech. Leased							
Total NYC College of Tech.			676,864	0	676,864	1,170,856	

Queens College							
1950	08001	Remsen Hall	70,475	0	70,475	134,819	Owned
1951	08002	Heating Plant	2,431	0	2,431	15,755	Owned
1954	08002A	Fuel Oil Pump House	79	0	79	451	Owned
1954	08003	Paul Klapper Hall	82,816	0	82,816	177,836	Owned

Building Inventory by College

As of Fall 2008

Date Built	Building Code	Building Name	CUNY NASF	Non-CUNY NASF	Total NASF	Total GSF	Title
------------	---------------	---------------	-----------	---------------	------------	-----------	-------

Senior

Queens College							
1957	08004	Fitzgerald Gymnasium	114,398	0	114,398	174,849	Owned
1966	08004A	Athletic Field House	508	0	508	725	Owned
1954	08004B	Irrigation Pump House	0	0	0	160	Owned
1960	08005A	Colden Auditorium	21,979	0	21,979	42,499	Owned
1960	08005B	Goldstein Theatre	19,461	0	19,461	48,626	Owned
1960	08005C	Rathaus Hall	23,588	0	23,588	42,301	Owned
1960	08005D	Gertz Speech Clinic	5,130	0	5,130	7,706	Owned
1960	08005E	King Hall	17,455	0	17,455	34,829	Owned
1961	08006	Dining Hall	37,436	0	37,436	46,298	Owned
1971	08006A	Dining Hall Addition	31,682	0	31,682	42,726	Owned
2003	08007	Hortense Powdermaker Hall	115,510	0	115,510	216,650	Owned
2003	08007A	Campbell Dome	2,685	0	2,685	8,076	Owned
1985	08008	Science Building	137,926	0	137,926	262,667	Owned
1907	08009	Virginia Frese Hall	11,001	0	11,001	20,155	Owned
1925	08010	Lloyd T Delany Hall	17,575	0	17,575	30,409	Owned
1925	08011	Laura Arthur Colwin Hall	19,260	0	19,260	30,429	Owned
1907	08012	G Building	5,192	0	5,192	12,909	Owned
1907	08013	Jefferson Hall	31,584	0	31,584	49,301	Owned
1937	08014	I Building	23,204	0	23,204	39,506	Owned
1988	08015	Benjamin Rosenthal Library	177,854	0	177,854	241,178	Owned
1988	08016	School of Music	54,721	0	54,721	118,227	Owned
1907	08017	Alumni Hall Entrepreneurship Center	1,794	0	1,794	2,450	Owned
1966	08018	CEP - 1	5,813	0	5,813	7,945	Owned
1967	08019	CEP - 2	5,512	0	5,512	7,872	Owned
1967	08020	Honors Hall	8,820	0	8,820	12,891	Owned
1946	08028	L-1 B & G Administration	1,838	0	1,838	2,022	Owned
1946	08029	L-2 B & G Lockers	717	0	717	780	Owned
1975	08029B	L-3 B & G Laborers & Station Engineers	1,840	0	1,840	2,099	Owned
1975	08029C	L-4 B & G Shop & Storage	5,502	0	5,502	6,134	Owned
1975	08029D	L-5 B & G Equipment	8,242	0	8,242	8,275	Owned
1968	08030	Margaret Kiely Hall	115,774	0	115,774	216,099	Owned
1970	08043	Gregory Razran Hall	31,821	0	31,821	55,345	Owned
1971	08057	Kissena Hall	20,497	0	20,497	32,941	Leased

Building Inventory by College

As of Fall 2008

Date Built	Building Code	Building Name	CUNY NASF	Non-CUNY NASF	Total NASF	Total GSF	Title
------------	---------------	---------------	-----------	---------------	------------	-----------	-------

Senior

Queens College							
1972	08064	Student Union	74,834	3,355	78,189	194,117	Owned
1972	08065	Horace Harding Building	6,761	0	6,761	10,202	Leased
2001	08067	Tennis Structure	36,691	0	36,691	38,024	Owned
1965	08069	Louis Armstrong House	2,192	0	2,192	2,492	Leased
1995	08070	Flushing Center for Higher Education	7,257	0	7,257	10,000	Leased
1949	08071	25 West 43rd Street	12,490	0	12,490	18,344	Leased
1960	080GH	Guard House	958	0	958	1,224	Owned
Total Queens Owned			1,324,106	3,355	1,327,461	2,354,364	
Total # of Total Queens Leased			49,197	0	49,197	73,979	
Buildings = 44 Total Queens			1,373,303	3,355	1,376,658	2,428,343	

York College							
1986	10001	Academic Core	363,814	0	363,814	657,783	Owned
1989	10002	Performing Arts Center	33,160	0	33,160	76,712	Owned
1989	10003	Health & Physical Education Complex	53,561	0	53,561	80,767	Owned
1973	10004	Science Building	19,031	20,594	39,625	61,773	Owned
1974	10005	Classroom Building	20,170	4,598	24,768	39,004	Owned
1989	10006	Athletic Field Storage	3,336	0	3,336	4,960	Owned
1856	10010	St. Monicas / Child Care Center	5,776	0	5,776	10,608	Owned
Total York Owned			498,848	25,192	524,040	931,607	
Total # of Total York Leased			0	0	0	0	
Buildings = 7 Total York			498,848	25,192	524,040	931,607	

Total Senior Owned			9,980,333	353,696	10,334,029	18,395,079	
Total # of Total Senior Leased			487,616	252	487,868	771,435	
Buildings = 189 Total Senior			10,467,949	353,948	10,821,897	19,166,514	

Building Inventory by College

As of Fall 2008

Date Built	Building Code	Building Name	CUNY NASF	Non-CUNY NASF	Total NASF	Total GSF	Title
------------	---------------	---------------	-----------	---------------	------------	-----------	-------

Community

Borough of Manhattan Community College							
1983	25001	Chambers St. Building (Main Campus)	446,456	0	446,456	724,545	Owned
1952	25003	Fiterman Hall	0	0	0	0	Owned
1970	25010	State Office Bldg. (Language Immersion)	7,107	0	7,107	10,153	Leased
1987	25013	70 Murray Street	73,476	12,172	85,648	151,859	Leased
1924	25015	Inwood / Washington Heights Campus	4,092	0	4,092	5,250	Leased
	250TRD	Chambers St. Building (Trailers)	9,760	0	9,760	10,659	Owned
Total BMCC Owned			456,216	0	456,216	735,204	
Total # of Buildings = 6			84,675	12,172	96,847	167,262	
Total BMCC Leased			84,675	12,172	96,847	167,262	
Total BMCC			540,891	12,172	553,063	902,466	

Bronx Community College							
1958	21005	Colston Hall	60,815	0	60,815	121,963	Owned
1958	21006	Community Hall	16,885	0	16,885	31,040	Owned
1961	21008A	Begrisch Hall	3,697	0	3,697	6,885	Owned
1959	21009	Polowczyk Hall	36,486	0	36,486	64,547	Owned
1959	21010	Butler Hall	8,027	0	8,027	13,529	Owned
1894	21011	Language Hall	11,065	0	11,065	20,093	Owned
1898	21012	Gould Memorial Library	31,909	0	31,909	70,585	Owned
1898	21013	Hall of Fame, Auditorium & Colonade	6,527	0	6,527	13,581	Owned
1912	21014	Philosophy Hall	12,294	0	12,294	20,169	Owned
1963	21015	Clock Tower	112	0	112	160	Owned
1953	21016	Main Guard House	45	0	45	73	Owned
1954	21017	Roscoe C. Brown Student Center	35,775	0	35,775	73,592	Owned
1964	21018	Roscoe C. Brown Student Center Annex	7,420	0	7,420	15,142	Owned
1896	21019	Gould Residence	23,891	0	23,891	41,365	Owned
1954	21020	Loew Hall	29,753	0	29,753	53,374	Owned
1965	21021	Systems Science	1,320	0	1,320	1,680	Owned
1920	21022	Loew Annex (Computer Center)	6,909	0	6,909	10,397	Owned
1931	21023	Alumni Gymnasium	48,718	0	48,718	71,408	Owned
1926	21024	Nichols Hall - D. O. E.	0	52,318	52,318	74,790	Owned
1965	21025	New Hall	30,356	0	30,356	40,409	Owned
1979	21026	Energy Plant	3,225	0	3,225	20,416	Owned
1936	21027	Bliss Hall	15,703	0	15,703	34,637	Owned
1926	21028	Guggenheim Hall	13,440	0	13,440	21,788	Owned

Building Inventory by College

As of Fall 2008

Date Built	Building Code	Building Name	CUNY NASF	Non-CUNY NASF	Total NASF	Total GSF	Title
------------	---------------	---------------	-----------	---------------	------------	-----------	-------

Community

Bronx Community College							
1967	21029	Meister Hall	109,032	4,417	113,449	228,694	Owned
1920	21030	Sage Hall	20,808	0	20,808	28,604	Owned
1961	21030A	Sage Annex	7,550	0	7,550	13,700	Owned
1948	21031	South Hall	8,874	0	8,874	16,025	Owned
1948	21032	Havemeyer Lab	8,297	0	8,297	12,120	Owned
1948	21033	Havemeyer Lab Annex	4,477	0	4,477	6,572	Owned
1968	21034	Greenhouse	222	0	222	265	Owned
1962	21048	Snow Hall	0	6,920	6,920	10,493	Owned
1895	21050	MacCracken Hall	213	7,561	7,774	16,023	Owned
1953	21051	Patterson Hall	22,145	0	22,145	33,695	Owned
1953	21052	Patterson Garage	5,802	0	5,802	6,184	Owned
1953	21056	Altschul House	5,259	0	5,259	8,125	Owned
1912	21057	University Gate	30	0	30	53	Owned
Total Bronx Owned			597,081	71,216	668,297	1,202,176	
Total # of Buildings = 36			0	0	0	0	
Total Bronx Leased			0	0	0	0	
Total Bronx			597,081	71,216	668,297	1,202,176	

Hostos Community College							
1965	22001	B Building	79,541	0	79,541	135,194	Owned
1990	22002	Allied Health & Sciences Building - A	86,488	18,819	105,307	193,554	Owned
1994	22003	East Academic Complex - C	139,410	0	139,410	288,593	Owned
1995	22005	Savoy Building - D	30,191	0	30,191	43,078	Owned
1965	22006	Administration Building - G	10,358	0	10,358	13,178	Owned
1963	22007	Good Shepherd School	4,092	0	4,092	5,250	Leased
1931	22008	135 East 144th Street	17,800	0	17,800	29,640	Owned
1984	220T5	Trailer Site #5 (Walton)	5,731	0	5,731	8,763	Owned
1984	220T6	Trailer Site #6 (471 Lot)	3,434	0	3,434	4,364	Owned
Total Hostos Owned			372,953	18,819	391,772	716,364	
Total # of Buildings = 9			4,092	0	4,092	5,250	
Total Hostos Leased			4,092	0	4,092	5,250	
Total Hostos			377,045	18,819	395,864	721,614	

Building Inventory by College

As of Fall 2008

Date Built	Building Code	Building Name	CUNY NASF	Non-CUNY NASF	Total NASF	Total GSF	Title
------------	---------------	---------------	-----------	---------------	------------	-----------	-------

Community

Kingsborough Community College							
1977	230A	Administration Building	34,780	0	34,780	62,121	Owned
1977	230C	West Academic Cluster - Wing C	19,463	346	19,809	34,240	Owned
1977	230D	West Academic Cluster - Wing D	19,242	557	19,799	35,253	Owned
1977	230E	West Academic Cluster - Wing E	18,954	0	18,954	33,804	Owned
1977	230F	West Academic Cluster - Wing F	20,959	0	20,959	35,802	Owned
1976	230G	Health & Physical Education Center	74,409	0	74,409	100,150	Owned
2004	230K	Leon M. Goldstein High School	0	78,270	78,270	133,951	Owned
1977	230L	Robert J. Kibbee Library & Media Center	82,938	0	82,938	124,300	Owned
1991	230M	Marine and Academic Center	120,973	0	120,973	204,184	Owned
1976	230P	Central Services	35,134	0	35,134	79,638	Owned
1976	230R	Security (Guard House)	674	0	674	1,108	Owned
1976	230S	Arts and Sciences Center	63,094	401	63,495	107,858	Owned
1977	230T	Leon M. Goldstein Performing Arts Center	16,703	0	16,703	21,985	Owned
1967	230T-1	Temporary Building #1 (UAPC)	16,749	0	16,749	19,316	Owned
1967	230T-2	Temporary Building #2 (UAPC)	25,800	0	25,800	35,362	Owned
1970	230T-3	Temporary Building #3	6,776	288	7,064	10,043	Owned
1970	230T-4	Temporary Building #4	32,337	0	32,337	52,460	Owned
1970	230T-5	Temporary Building #5	11,473	0	11,473	17,178	Owned
1970	230T-6	Temporary Building #6	9,068	0	9,068	12,071	Owned
1972	230T-7	Temporary Building #7	13,917	2,926	16,843	25,135	Owned
1972	230T-8	Temporary Building #8	11,239	0	11,239	17,390	Owned
1977	230U	College Center	69,965	0	69,965	97,411	Owned
2003	230V	Academic Village	25,992	0	25,992	42,008	Owned
1992	230Z	Vehicle Storage	4,457	0	4,457	4,953	Owned

		Total Kingsborough Owned	735,096	82,788	817,884	1,307,721	
Total # of		Total Kingsborough Leased	0	0	0	0	
Buildings = 24		Total Kingsborough	735,096	82,788	817,884	1,307,721	

Building Inventory by College

As of Fall 2008

Date Built	Building Code	Building Name	CUNY NASF	Non-CUNY NASF	Total NASF	Total GSF	Title
------------	---------------	---------------	-----------	---------------	------------	-----------	-------

Community

LaGuardia Community College							
1920	24001	M - Main Building	147,278	14,135	161,413	282,285	Owned
1913	24003	C - Center 3 Building	406,361	210,644	617,005	882,929	Owned
1936	24004	L - Marie LaGuardia Building	18,765	20,452	39,217	59,911	Leased
1930	24005	E - E Building	220,789	0	220,789	379,364	Owned
1913	24006	C - Center 4 Parking Garage	0	0	0	61,857	Owned
Total LaGuardia Owned			774,428	224,779	999,207	1,606,435	
Total # of Buildings = 5			Total LaGuardia Leased	20,452	39,217	59,911	
Total LaGuardia			793,193	245,231	1,038,424	1,666,346	

Queensborough Community College							
1910	27001	Oakland Building	11,258	0	11,258	25,556	Owned
1963	27002	Technology Building	19,932	0	19,932	30,549	Owned
1967	27003	Kurt Schmeller Library	74,633	0	74,633	107,763	Owned
1967	27004	Science Building	100,212	0	100,212	174,887	Owned
1967	27005	Kennedy Hall Gymnasium	51,713	0	51,713	77,826	Owned
1967	27005A	Boiler Room	416	0	416	5,215	Owned
1970	27006	Cafeteria Building (Student Union)	22,977	0	22,977	41,749	Owned
1976	27010	Service Building	18,825	0	18,825	26,441	Owned
1978	27011	Administration / Business Building	44,767	0	44,767	72,931	Owned
1978	27012	Medical Arts Building	75,510	0	75,510	137,899	Owned
1970	27030	Humanities Building	95,877	0	95,877	164,624	Owned
1976	270T-4	C Building	13,003	0	13,003	20,644	Owned
1983	270T-5	Temporary #5 - Garage	2,057	0	2,057	2,313	Owned
1967	270Y-1	Temporary Y1	8,645	0	8,645	10,243	Owned
1967	270Y-2	Temporary Y2	9,312	306	9,618	12,850	Owned
1965	270Z	Temporary Z	6,148	0	6,148	8,660	Owned
Total Queensborough Owned			555,285	306	555,591	920,150	
Total # of Buildings = 16			Total Queensborough Leased	0	0	0	
Total Queensborough			555,285	306	555,591	920,150	

Total # of Buildings = 96			Total Community Owned	3,491,059	397,908	3,888,967	6,488,050
			Total Community Leased	107,532	32,624	140,156	232,423
			Total Community	3,598,591	430,532	4,029,123	6,720,473

Building Inventory by College

As of Fall 2008

Date Built	Building Code	Building Name	CUNY NASF	Non-CUNY NASF	Total NASF	Total GSF	Title
------------	---------------	---------------	-----------	---------------	------------	-----------	-------

Central Office

CUNY Central Office							
1939	43001	80th St - Main Building	40,359	0	40,359	84,189	Owned
1973	43003	31st St - Administration & Student Services	21,519	0	21,519	41,684	Leased
1965	43005	CUNY - Albany Office	1,100	0	1,100	1,208	Leased
1973	43009	1114 6th Ave. - Admissions	15,844	0	15,844	28,681	Leased
1972	43011	57th St - BMW Building	77,100	0	77,100	136,567	Leased
1923	43012	Research Foundation Building	22,724	0	22,724	37,112	Owned
1949	43013	25 West 43rd Street	13,027	3,333	16,360	28,898	Leased
2002	43014	CUNY on the Concourse	13,035	0	13,035	27,545	Leased
	43015	CUNY Express	3,660	0	3,660	6,318	Leased

	Total Central Office Owned	63,083	0	63,083	121,301
Total # of	Total Central Office Leased	145,285	3,333	148,618	270,901
Buildings = 9	Total Central Office	208,368	3,333	211,701	392,202

	Total Central Office Owned	63,083	0	63,083	121,301
Total # of	Total Central Office Leased	145,285	3,333	148,618	270,901
Buildings = 9	Total Central Office	208,368	3,333	211,701	392,202

	Total University Owned	13,534,475	751,604	14,286,079	25,004,430
Total # of	Total University Leased	740,433	36,209	776,642	1,274,759
Buildings = 294	Total University	14,274,908	787,813	15,062,721	26,279,189

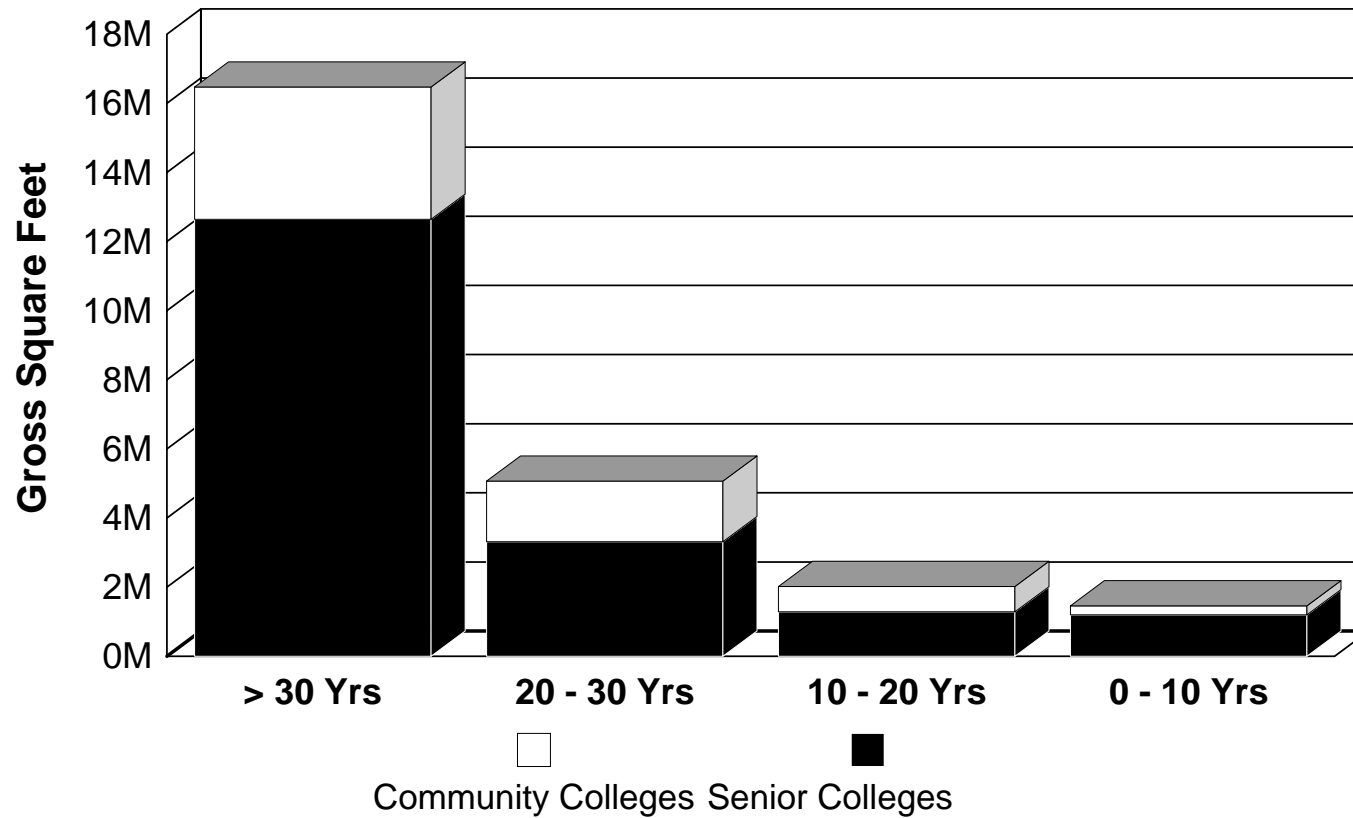
Source: Data obtained from CUNY Facilities Inventory Database and survey of Campus Facilities - October 2008

CUNY NASF: includes all assignable space, including vacant/unassigned

Non-CUNY NASF: CUNY maintained space occupied by non-CUNY functions, such as DOE schools, DASNY offices and community uses.

Owned Facilities Age Profile in Gross Square Footage

As of Fall 2008



Master Plan and Space Needs Overview

As of Fall 2008

Campus	Master Plan Status	M.P. Projected FTES	M.P. Approved NASF	Actual FTES Fall 2007	Needed NASF for 2007 FTES	Net Assignable Sqaure Feet (NASF)					Actual FTES vs MP FTES	Occupied vs Needed	Occupied vs Projected	
						Owned Occupied	Owned Vacant	Leased/ Temp	Non CUNY	Total				
Footnotes:		A	B	C	D	E	F	G	H	I	J	K	L	M

Senior

Baruch	1986*	12,853	906,980	12,830	1,010,870	829,100	0	21,395	29,656	880,151	1.00%	0.84%	0.94%
Brooklyn	1995*	13,578	1,428,000	11,839	1,221,734	1,279,887	1,811	6,668	24,576	1,312,942	0.87%	1.05%	0.90%
City College	1973*	15,305	1,747,000	10,319	1,169,355	1,478,413	10,352	155,965	67,280	1,712,010	0.67%	1.40%	0.94%
Medgar Evers		4,897	576,747	3,992	447,012	202,094	0	32,335	29,296	263,725	0.82%	0.52%	0.41%
Hunter	1999*	15,492	1,629,093	14,913	1,409,320	1,261,372	0	48,760	129,225	1,439,357	0.96%	0.93%	0.80%
John Jay		10,334	733,190	11,358	912,030	425,510	0	79,152	145	504,807	1.10%	0.55%	0.69%
Lehman	2004	6,588	898,463	7,719	801,244	780,594	10,612	17,341	33,335	841,882	1.17%	1.00%	0.89%
Queens	2006	12,772	1,485,713	13,624	1,308,122	1,305,866	3,852	63,585	3,355	1,376,658	1.07%	1.05%	0.92%
Staten Island	1986*	8,000	626,040	9,300	803,024	770,537	0	0	11,888	782,425	1.16%	0.96%	1.23%
York	1975*	6,253	649,751	4,745	470,703	459,647	0	39,201	25,192	524,040	0.76%	1.06%	0.77%
NYC College of Tech.	2000	10,786	990,424	9,389	906,391	594,221	0	82,643	0	676,864	0.87%	0.75%	0.68%
Graduate Center		3,422	375,000	3,890	282,833	379,226	0	0	0	379,226	1.14%	1.34%	1.01%
CUNY Law	1983	450	89,570	420	72,816	90,538	0	0	0	90,538	0.93%	1.24%	1.01%
School of Journalism		0	0	122	0	0	0	24,063	0	24,063	0.00%	0.00%	0.00%

Community

Bronx	2007	7,509	661,808	6,145	535,412	597,081	0	0	71,216	668,297	0.82%	1.12%	0.90%
Hostos	1983*	5,512	328,501	3,565	271,488	345,988	17,800	13,257	18,819	395,864	0.65%	1.32%	1.09%
Kingsborough	1995	12,477	923,172	10,852	824,002	607,737	0	127,359	82,788	817,884	0.87%	0.89%	0.80%
LaGuardia	2007	11,250	887,727	11,260	899,127	753,913	20,515	18,765	245,231	1,038,424	1.00%	0.86%	0.87%
BMCC	1994	14,418	1,177,584	14,155	1,022,377	446,456	0	94,435	12,172	553,063	0.98%	0.53%	0.46%
Queensborough	2001	8,428	728,339	9,229	695,070	516,120	0	39,165	306	555,591	1.10%	0.80%	0.76%

A) Date last approved or amended, an * denotes a revision in progress

B) and C) Per approved Master Plan

D) FTES data from Institutional Research Faculty Teaching Load Report for Fall 2007.

E) Needed NASF figures are derived from applying the approved CUNY Space Guidelines to the Teaching Load Report FTES data.

F) Owned Occupied NASF represents all CUNY occupied NASF; excludes Vacant; Non-CUNY entities (i.e. D.O.E. High Schools) and owned temporary buildings (included in "Leased / Temp").

G) Owned Vacant NASF represents all vacant/under construction NASF; excludes Non-CUNY entities (i.e. D.O.E. High Schools) and owned temporary buildings (included in "Leased / Temp").

H) Leased / Temp NASF includes all leased and owned temporary buildings.

I) NASF used by Non-CUNY entities (i.e. D.O.E. High Schools).

J) The total of columns F + G + H + I

K) Column D divided by column B

L) Columns F + H divided by column E

M) Columns F + H divided by column C

Total University **169,666** **4,010,406** **3,932,991** **854,877** **581,735** **2,737,224** **3,553,552** **2,079,565** **1,410,835**



Summary of Net Area Distribution

As of Fall 2008

Campus	Instructional NASF	Research NASF	Academic/ Admin. Offices NASF	Library NASF	Support Services NASF	Campus Services NASF	Other NASF	Campus Total
Baruch	201,598	5,738	288,650	96,329	211,625	44,094	32,117	880,151
Brooklyn	336,845	101,592	288,183	199,736	274,388	76,407	35,863	1,312,942
City College	467,781	163,500	370,941	173,195	382,370	65,399	89,166	1,712,010
CUNY Law	21,623	0	26,495	24,894	12,738	4,470	318	90,538
Graduate Center	37,636	20,921	163,824	60,158	79,823	16,389	475	379,226
Honors College	5,467	0	3,351	0	4,327	64	0	13,209
Hunter	312,104	83,492	299,663	132,141	394,399	71,429	146,129	1,439,357
John Jay	112,741	4,216	173,505	52,886	132,260	29,054	145	504,807
Lehman	195,691	33,646	155,245	85,955	252,175	67,482	51,688	841,882
Medgar Evers	60,431	3,454	82,892	25,896	45,084	16,672	29,296	263,725
NYC College of Tech.	329,683	1,130	158,635	43,387	106,900	33,188	3,941	676,864
Queens	343,669	107,534	331,949	165,549	338,132	74,674	15,151	1,376,658
School of Journalism	11,335	0	7,739	1,107	3,882	0	0	24,063
Staten Island	177,638	34,160	160,215	72,601	135,639	78,517	123,677	782,425
York	141,665	13,369	111,462	62,923	129,246	38,919	26,456	524,040
Total Senior	2,755,907	572,752	2,622,749	1,196,757	2,502,988	616,758	554,422	10,821,897
BMCC	202,761	175	124,477	39,676	138,868	34,934	12,172	553,063
Bronx	188,325	2,536	139,903	32,553	123,753	44,193	137,034	668,297
Hostos	100,036	0	111,310	18,968	95,765	27,958	41,827	395,864
Kingsborough	234,854	771	199,717	43,901	210,592	43,881	84,168	817,884
LaGuardia	217,581	2,092	251,858	34,710	116,772	78,704	336,707	1,038,424
Queensborough	238,994	3,409	106,889	44,270	117,579	42,459	1,991	555,591
Total Community	1,182,551	8,983	934,154	214,078	803,329	272,129	613,899	4,029,123
Total University	3,938,458	581,735	3,556,903	1,410,835	3,306,317	888,887	1,168,321	14,851,020

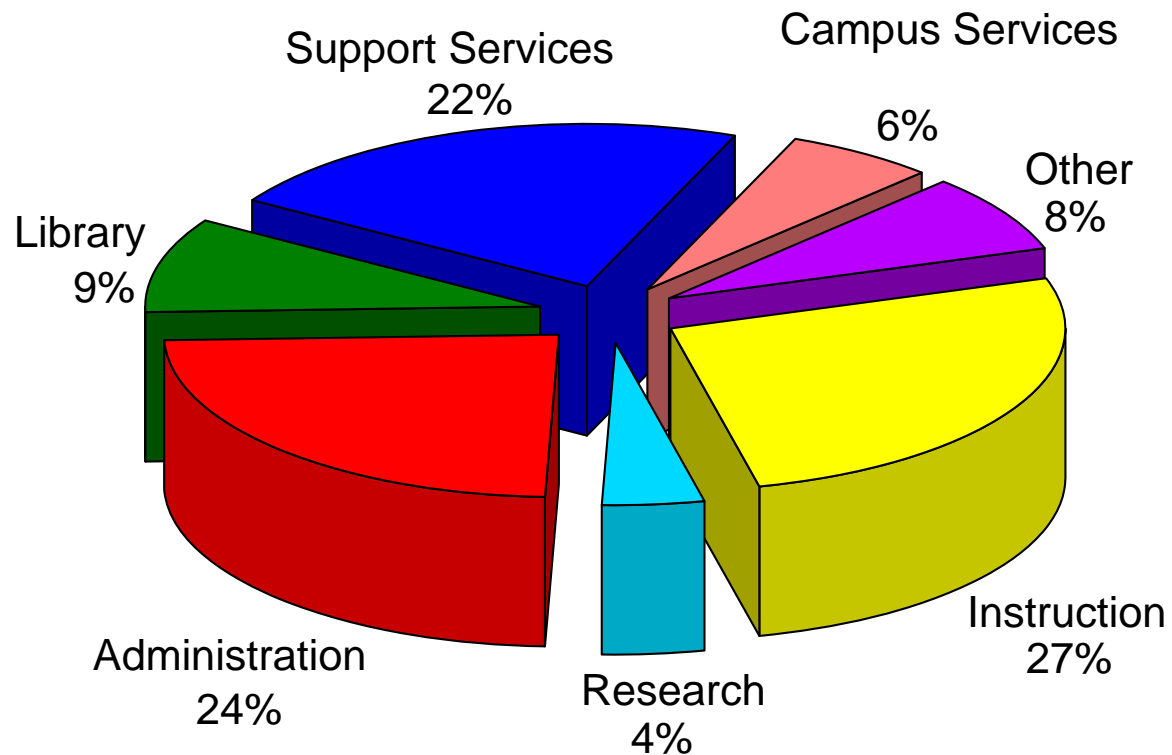
Support Services: includes total NASF for Student/Faculty Services, Physical Education, Instructional Resources, Data Processing and Assembly spaces.

Other: includes unassigned and Non-Institutional Agencies spaces.

Summary of Net Area Distribution

As of Fall 2008

	<u>Instructional NASF</u>	<u>Research NASF</u>	<u>Academic/ Admin. Offices NASF</u>	<u>Library NASF</u>	<u>Support Services NASF</u>	<u>Campus Services NASF</u>	<u>Other NASF</u>	<u>Campus Total</u>
Total University	3,938,458	581,735	3,556,903	1,410,835	3,306,317	888,887	1,168,321	14,851,020



Support Services: includes total NASF for Student/Faculty Services, Physical Education, Instructional Resources, Data Processing and Assembly spaces.

Other: includes unassigned and Non-Institutional Agencies spaces.

Note: Honors College is not included - this program will be reported in FY 2009 - 2010.

Public Assembly Facilities

As of Fall 2008

Campus	Black Box	Recital Hall	Small Theater (Under 300 Stations)	Large Theater (Over 300 Stations)	Auditorium	Number of Lecture Spaces					Total Lecture Spaces
						70-100 Stations	101-130 Stations	131-200 Stations	201-300 Stations	301+ Stations	

Senior

Baruch	1	2	1	0	1	14	7	1	1	3	26
Brooklyn	1	1	0	2	1	7	5	4	2	0	18
City College	2	2	4	1	1	4	5	2	4	0	15
CUNY Law	0	0	0	0	1	1	0	0	0	0	1
Graduate Center	0	2	0	0	1	0	1	0	0	0	1
Honors College	0	0	1	0	0	0	0	0	0	0	0
Hunter	0	2	1	1	3	7	3	3	2	1	16
John Jay	0	0	0	1	0	1	0	2	0	0	3
Lehman	1	2	1	1	2	1	5	1	1	0	8
Medgar Evers	0	0	0	0	1	1	0	0	0	0	1
NYC College of Tech.	0	0	2	0	2	1	0	0	0	0	1
Queens	0	4	2	0	2	7	6	1	4	0	18
School of Journalism	0	0	0	0	0	0	0	0	0	0	0
Staten Island	1	1	0	1	1	4	0	1	0	0	5
York	0	2	1	0	3	10	0	2	1	0	13
Total Spaces	6	18	13	7	19	58	32	17	15	4	126
Total Stations	1,185	3,550	2,032	7,332	15,880	4,989	3,723	2,786	3,863	1,686	17,047

Community

BMCC	1	2	2	0	1	2	0	1	0	0	3
Bronx	0	1	0	1	2	1	1	3	0	0	5
Hostos	0	0	0	2	0	0	0	0	0	0	0
Kingsborough	2	1	2	1	0	13	5	0	0	0	18
LaGuardia	1	0	1	1	0	0	0	1	0	0	1
Queensborough	1	2	0	0	1	4	0	2	1	0	7
Total Spaces	5	6	5	5	4	20	6	7	1	0	34
Total Stations	674	463	975	3,106	2,734	1,721	700	1,194	270	0	3,885
Total University Spaces	11	24	18	12	23	78	38	24	16	4	160
Total University Stations	1,859	4,013	3,007	10,438	18,614	6,710	4,423	3,980	4,133	1,686	20,932

For detailed information on the Black Box, Recital Hall, Small Theater, Large Theater and Auditorium spaces see Statistics 23.

As of Fall 2008

Black Box

Campus	Building	Cap
Baruch	William & Anita Newman Vertical Campus	300
BMCC	Chambers St. Building (Main Campus)	400
Brooklyn	Whitman / Gershwin Hall	120
City College	Aaron Davis Hall	238
City College	Shepard Hall	80
Kingsborough	Robert J. Kibbee Library & Media Center	41
Kingsborough	Robert J. Kibbee Library & Media Center	70
LaGuardia	M - Main Building	31
Lehman	Speech & Theater Building	265
Queensborough	Temporary Z	132
Staten Island	Center for the Arts	182

Small Theater

Campus	Building	Cap
Baruch	Lawrence & Eris Field Building	65
BMCC	Chambers St. Building (Main Campus)	262
BMCC	Chambers St. Building (Main Campus)	25
City College	Compton - Goethals Hall	152
City College	Compton - Goethals Hall	70
City College	Shepard Hall	76
City College	Shepard Hall	76
Honors College	Honors College	40
Hunter	North Building	696
Kingsborough	Leon M. Goldstein Performing Arts Center	120
Kingsborough	Marine and Academic Center	298
LaGuardia	M - Main Building	270
Lehman	Speech & Theater Building	70
NYC College of Tech.	Namm Commerce Center	100
NYC College of Tech.	Voorhees Building	200
Queens	King Hall	260
Queens	Rathaus Hall	40
York	Performing Arts Center	187

Large Theater

Campus	Building	Cap
Bronx	Roscoe C. Brown Student Center	352
Brooklyn	Whitman / Gershwin Hall	3574
Brooklyn	Whitman / Gershwin Hall	586
City College	Aaron Davis Hall	950
Hostos	East Academic Complex - C	364
Hostos	East Academic Complex - C	914
Hunter	Thomas Hunter Hall	319
John Jay	Haaren Building	763
Kingsborough	Leon M. Goldstein Performing Arts Center	726
LaGuardia	E - E Building	750
Lehman	Speech & Theater Building	698
Staten Island	Center for the Arts	442

Recital Hall

Campus	Building	Cap
Baruch	Lawrence & Eris Field Building	100
Baruch	William & Anita Newman Vertical Campus	200
BMCC	Chambers St. Building (Main Campus)	40
BMCC	Chambers St. Building (Main Campus)	30
Bronx	Meister Hall	177
Brooklyn	Whitman / Gershwin Hall	150
City College	Aaron Davis Hall	149
City College	Shepard Hall	108
Graduate Center	Graduate Center	185
Graduate Center	Graduate Center	70
Hunter	North Building	696
Hunter	North Building	100
Kingsborough	Marine and Academic Center	70
Lehman	Music Building	156
Lehman	Music Building	90
Queens	School of Music	79
Queens	School of Music	651
Queens	School of Music	200
Queens	School of Music	250
Queensborough	Humanities Building	82
Queensborough	Humanities Building	64
Staten Island	Center for the Arts	278
York	Academic Core	38
York	Academic Core	50

Auditorium

Campus	Building	Cap
Baruch	Lawrence & Eris Field Building	1,172
BMCC	Chambers St. Building (Main Campus)	913
Bronx	Gould Memorial Library	648
Bronx	Gould Memorial Library	300
Brooklyn	LaGuardia Hall	144
City College	Shepard Hall	1,000
CUNY Law	CUNY School of Law at Queens College	253
Graduate Center	Graduate Center	389
Hunter	Brookdale West Building	880
Hunter	Campus School	492
Hunter	North Building	2,100
Lehman	Concert Hall	2,310
Lehman	Gillet Hall	296
Medgar Evers	Bedford Building	500
NYC College of Tech.	Klitgord Center	898
NYC College of Tech.	Voorhees Building	198
Queens	Colden Auditorium	2,120
Queens	Goldstein Theatre	476
Queensborough	Humanities Building	873
Staten Island	Center for the Arts	929
York	Performing Arts Center	336
York	Performing Arts Center	336
York	Performing Arts Center	1,051



Inventory of Indoor Athletic and Recreational Facilities

As of Fall 2008

Campus	Large Gym (Over 10,000 NASF)				Medium Gym (10,000 - 6,000 NASF)				Small Gym (Under 6,000 NASF)			
	NASF	Seating Capacity	Condition	# of Basketball Courts	NASF	Seating Capacity	Condition	# of Basketball Courts	NASF	Seating Capacity	Condition	# of Basketball Courts
Senior												
Baruch	12,463	838	Excellent	2					5,681	382	Excellent	1
Baruch									4,930	100	Fair	1
Brooklyn					8,234	490	Good	1	4,176	146	Fair	3
Brooklyn					7,430	160	Good	3	3,895	146	Fair	
Brooklyn					7,430	120	Fair	3	2,775	100	Fair	
Brooklyn					7,430	156	Fair					
City College	30,293	3,000	Good	5	8,622	558	Fair					
CUNY Law												
Graduate Center												
Hunter	12,294	123	Poor	6					4,695	75		
Hunter	11,276	1,500	Good						2,665	50		
John Jay					9,417	917	Fair	3	4,362	250	Good	1
Lehman	11,143	350	Excellent	2								
Lehman	11,094	1,156		1								
Honors College												
Medgar Evers					7,551	272	Excellent	1				
NYC College of Tech.	10,097	700	Poor	1					2,502	250	Poor	
Queens	41,831	1,500		10	8,190	300	Fair	1				
School of Journalism												
Staten Island	14,429	1,964	Excellent	2	8,658	720	Excellent	1				
York	17,290	2,589	Good	6					4,921	320	Good	
Brooklyn					7,430	156	Fair	3				
John Jay									1,731	120		

Community

BMCC	18,919	1,800	Good	2								
Bronx	11,989	400	Poor	1								
Hostos	11,446	640	Excellent									
Kingsborough	17,099	661		2					2,880	50	Good	
Kingsborough	11,941	303							2,611	50	Good	
LaGuardia	10,426	200		2								
Queensborough					6,284	625	Fair	1	2,280	20	Fair	
Queensborough					6,282	625	Fair	1	2,807	56	Fair	



Inventory of Indoor Athletic and Recreational Facilities - con't

As of Fall 2008

Campus	Dance Studio	# of Squash/Racquetball Courts	Swimming Pool *				Fitness Rooms	Condition of Restrooms/Lockers	Other Indoor Facilities and Comments
			Size	# of Lane	Seating Capacity	Condition			

Senior

Baruch		3	25 Meter	6	75	Excellent	1	Excellent	
Brooklyn	3						1	Fair	
City College	1		25 Meter	6	170	Poor	1	Good	
CUNY Law									Shared facilities with Queens College
Graduate Center							2	Excellent	
Honors College									
Hunter	4	4	25 Yard	4	300	Good	1	Good	
Hunter	4	4	25 Yard	4	100	Good	1	Good	
John Jay	1	2	25 Yard	5	100	Good	1	Good	Combative Gym
Lehman	2	4	50 Meter	8	300	Excellent	1	Excellent	
Medgar Evers			25 Meter		120	Poor		Fair	
NYC College of Tech.								Good	
Queens	4		25 Meter	6	500	Fair	1	Poor	Karate Studio, Indoor Tennis Courts (6)
School of Journalism									
Staten Island	1	5	24 Meter	8	87	Fair	1	Good	
York			25 Meter	6	138	Good	1	Good	

Community

BMCC			25 Meter	6	220	Good		Good	Fitness Center - in large gym
Bronx	1		25 Meter	6	150	Good	1	Poor	Wrestling/Martial Arts Rm
Hostos	1		25 Meter	6	254	Excellent	2	Excellent	
Kingsborough	1	2	25 Meter		0		1	Fair	
LaGuardia			25 Yard	6	250	Good	2	Good	
Queensborough			25 Meter	6	74	Good	2	Good	

* 25 Meter Pools are NCAA approved. The 50 meter pool at Lehman College is Olympic Size but not built to Olympic specifications



Inventory of Outdoor Athletic and Recreational Facilities

As of Fall 2008

Campus	Total Acres	PE Acres	Running Track			Soccer Field		Tennis Courts		Basketball		Baseball Field		Softball Field		Football Field		Handball	
			Length	Seat'g Cap.	Cond.	Seat'g Cap.	Cond.	#	Cond.	#	Cond.	Seat'g Cap.	Cond.	Seat'g Cap.	Cond.	Seat'g Cap.	Cond.	#	Cond.

Senior

Baruch	3.3																		
Brooklyn	26.0	4.0	1/4 Mile		Poor		Good	6	Fair					Good			Good		
City College	36.5	6.0	1/4 Mile	1,500	Excellent	1,500	Good	6	Poor										
CUNY Law	1.2																		
Graduate Center	1.6																		
Honors College	0.1																		
Hunter	12.9							1	Good										
John Jay	5.5	0.3	1/15 Mile		Poor			1	Good										
Lehman	37.0	3.6	1/4 Mile		Poor		Excellent	5	Excellent				Excellent		Excellent				
Medgar Evers	7.3																		
NYC College of Tech	5.2																		
Queens	77.0	13.2	1/4 Mile		Poor		Good	12	Good			100	Fair	100	Excellent				
School of Journalism	0.0																		
Staten Island	204.0	19.2	1/4 Mile		Excellent	500	Excellent	12	Excellent	4	Poor	4,751	Excellent	500	Excellent			8	Good
York	47.5	11.6	1/4 Mile	150	Good	500	Good	6	Good							150	Good	6	Good

Community

BMCC	7.9																		
Bronx	55.5	5.9	1/4 Mile	125	Excellent		Fair	6	Poor	1	Fair	125	Fair						
Hostos	5.3																		
Kingsborough	69.7	5.6						4	Poor			100	Fair						
Kingsborough		5.6						4	Poor			100	Fair						
LaGuardia	11.4																		
Queensborough	36.7	8.0	1/4 Mile		Fair	50	Good	6	Poor	1	Good							4	Poor

- Additional seating could be added to track seating at City, Lehman, Queens and Queensborough.
- Staten Island has brand new facilities. A B & E project has been requested for improved soccer field drainage. The baseball stadium is home to the Staten Island Yankees.
- York, in addition to the above facilities, has undeveloped grass playing fields, which currently include a javelin run, hammer and shotput/discus cages for Track and Field events (including CUNY Championships), on which a softball field, running track with bleachers, outdoor tennis, squash, raquetball courts or other athletic facilities could be built.

Student Union, Child Care, and Student Lounge Facilities

As of Fall 2008

Campus	Student Union	TV/Radio Station	Dining (1)		Club Offices		Recreation (2)	Child Care		Student Lounges		Total NASF
			# of Space	NASF	# of Space	NASF	NASF	Capacity	NASF	# of Space	NASF	

Senior

Baruch	No		4	7,360	20	3,710	891	31	2,017	18	8,832	23,172
Brooklyn	Yes	Radio / TV	6	17,608	37	7,798	434	172	13,619	18	21,634	61,093
City College	Yes		5	23,101	48	10,886	7,596	45	1,581	7	5,485	49,414
CUNY Law	No		1	2,440	0	0	0	15	624	4	2,544	5,608
Graduate Center	No		6	5,796	13	1,779	0	27	1,642	14	14,568	28,095
Honors College	No		2	1,763	0	0	0	0	0	0	0	1,763
Hunter	No		8	19,635	41	13,562	3,212	63	2,246	22	16,399	55,267
John Jay	No		3	9,879	20	2,225	0	68	2,659	11	7,255	22,812
Lehman	Yes		7	31,415	29	4,818	1,312	80	1,758	0	0	39,623
Medgar Evers	No		1	3,057	1	235	672	46	921	2	641	6,062
NYC College of Tech.	No		2	9,240	15	2,017	703	135	4,557	14	7,488	24,005
Queens	Yes		9	27,526	38	11,811	9,843	40	1,296	18	11,949	62,988
School of Journalism	No		1	914	0	0	0	0	0	0	0	2,218
Staten Island	Yes		4	11,513	7	1,198	1,899	121	4,143	13	9,090	28,703
York	No		2	13,218	15	2,560	0	140	7,253	5	1,319	24,350
Total Senior			61	184,465	284	62,599	26,562	983	44,316	146	107,204	435,173

Community

BMCC	No		3	12,867	9	1,334	0	162	3,328	6	8,927	26,456
Bronx	Yes		3	14,062	24	5,119	0	72	3,695	3	4,348	27,224
Hostos	No		3	4,404	31	3,021	0	247	7,685	1	1,084	16,194
Kingsborough	Yes		9	26,502	31	4,779	1,133	65	2,114	5	5,657	40,767
LaGuardia	No		5	18,756	28	2,998	0	188	3,879	5	3,590	29,903
Queensborough	Yes		5	5,956	7	1,655	1,321	30	1,431	6	8,108	18,471
Total Community			28	82,547	130	18,906	2,454	764	22,132	26	31,714	159,015

Total University Spaces

89 267,012 414 81,505 29,016 1,747 66,448 172 138,918 594,188

(1) Dining facilities include all eating facilities, including snack bars.

(2) Recreation includes spaces such as TV lounges, multi-purpose and game rooms. Sports-related spaces are included in Athletic Facilities charts on Statistics pages 23 - 25.



NYC Public School Facilities at CUNY

As of Fall 2008

Campus	Building	Department of Education School	NASF
Baruch	Annex	MTC High School (Leased from College)	252
Baruch	Lawrence & Eris Field Building	Baruch College Campus High School	27,684
Bronx	Nichols Hall - D. O. E.	University Heights Secondary School at Bronx CC	52,318
Brooklyn	William James Hall	Brooklyn College Academy	11,867
City College	Baskerville Hall	H.S. for Mathematics, Science & Engineering - CCNY	15,521
City College	Mott Hall - D. O. E.	Mott Hall - IS 233	14,798
City College	North Academic Center	H.S. for Mathematics, Science & Engineering - CCNY	5,250
Hostos	Allied Health & Sciences Building - A	Hostos Lincoln Academy of Science	18,819
Hunter	Campus School	Hunter College - Campus Schools (Shared)	100,500
Kingsborough	Leon M. Goldstein High School	Leon M. Goldstein High School for the Sciences	78,270
LaGuardia	L - Marie LaGuardia Building	Middle College	20,452
LaGuardia	M - Main Building	International High School	14,135
Lehman	Carman Hall	High School of America Studies - Lehman College	62
Lehman	Music Building	High School of America Studies - Lehman College	8,134
Lehman	Reservoir Building - H.S. (D. O. E.)	High School of America Studies - Lehman College	13,092
Lehman	Speech & Theater Building	Celia Cruz High School of Music	780
Medgar Evers	Trailer #04	Middle College High School - Medgar Evers College	668
Medgar Evers	Trailer #05	Middle College High School - Medgar Evers College	1,336
Medgar Evers	Trailer #08	Middle College High School - Medgar Evers College	668
Staten Island	Engineering Technology - East	International High School	11,282
York	Science Building	Queens High School for the Sciences - York College	19,449
			415,337