



Significant Statistics

Table of Contents

OVERVIEW	Statistics 2
SUMMARY OF CAMPUS LAND ACREAGE	Statistics 3
BUILDING INVENTORY BY COLLEGE	Statistics 4-16
OWNED FACILITIES AGE PROFILE IN GROSS SQUARE FOOTAGE	Statistics 17
MASTER PLAN AND SPACE NEEDS OVERVIEW	Statistics 18
SUMMARY OF INSTRUCTIONAL AND ADMINISTRATIVE NASF	Statistics 19
SUMMARY OF NET AREA DISTRIBUTION	Statistics 20
SUMMARY OF NET AREA DISTRIBUTION – CHART	Statistics 21
PUBLIC ASSEMBLY FACILITIES	Statistics 22
PUBLIC ASSEMBLY FACILITIES – DETAIL OF SPACES	Statistics 23
INVENTORY OF INDOOR ATHLETIC AND RECREATIONAL FACILITIES	Statistics 24-25
INVENTORY OF OUTDOOR ATHLETIC AND RECREATIONAL FACILITIES	Statistics 26
STUDENT UNION, CHILD CARE AND STUDENT LOUNGE FACILITIES	Statistics 27
NYC PUBLIC SCHOOL FACILITIES AT CUNY	Statistics 28

SIGNIFICANT STATISTICS

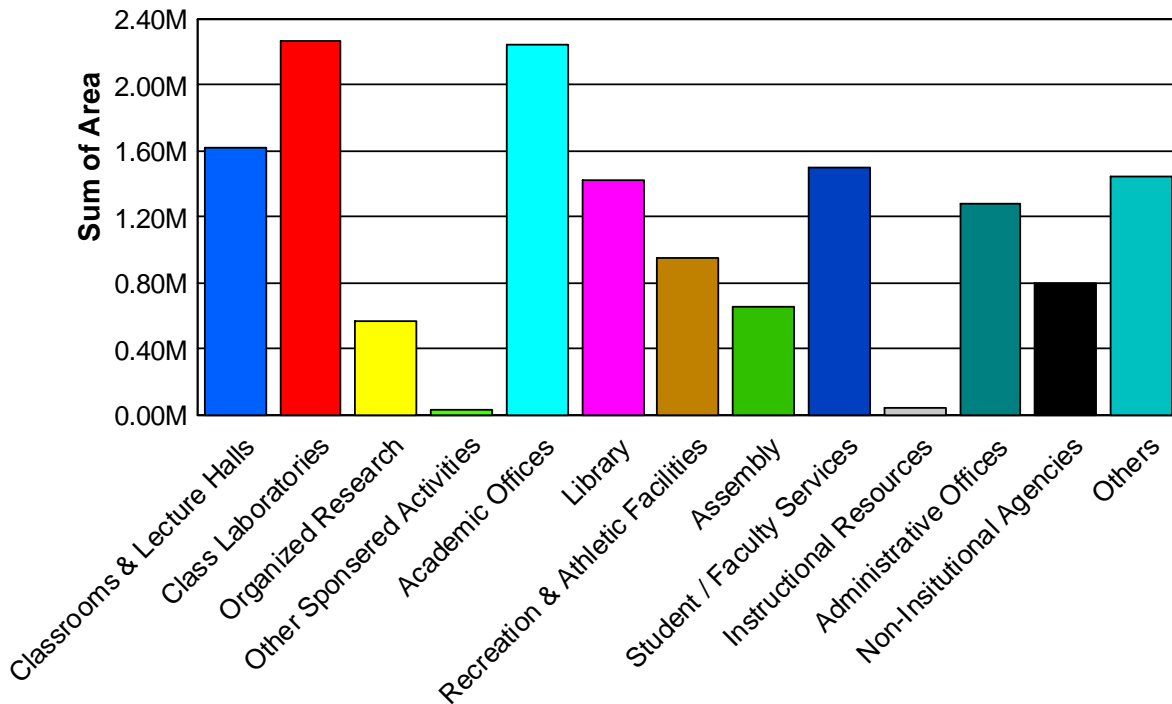
OVERVIEW

The Significant Statistics section provides information on the allocation and usage of the University's 26 million gross square feet in 290 buildings. The square footage information represented in this section is as of Fall 2007.

The square footage information is maintained by the Space Management department of the Office of Facilities Planning, Construction and Management, using Archibus and AutoCAD facility management software. The campuses are surveyed on a regular basis and the room allocation and usage data is reviewed by the campus facility department.

The Full Time Equivalent Student (FTES) and Faculty information is provided by CUNY Institutional Research. The data used is from the Fall 2006 Teaching Load reports.

2007 CUNY Net Assignable SqFt Usage



Summary of Campus Land Acreage

As of Fall 2007

	Campus Land in Square Feet	Campus Land in Acres	Outdoor Athletics & Recreation in Acres	Outdoor Parking in Acres
--	----------------------------	----------------------	---	--------------------------

Senior

Baruch	143,748	3.3	0.0	0.0
Brooklyn	1,132,560	26.0	4.0	3.7
City College	1,589,940	36.5	6.0	4.0
CUNY Law	52,272	1.2	0.0	0.6
Graduate Center	69,696	1.6	0.0	0.0
Graduate School of Journalism	0	0.0	0.0	0.0
Hunter	561,924	12.9	0.0	0.0
John Jay	239,580	5.5	0.3	0.0
Lehman	1,611,720	37.0	3.6	7.1
Macaulay Honors College	4,356	0.1	0.0	0.0
Medgar Evers	317,988	7.3	0.0	1.4
NYC College of Tech.	226,512	5.2	0.0	0.0
Queens	3,354,120	77.0	13.2	8.8
Staten Island	8,886,240	204.0	19.2	21.1
York	2,069,100	47.5	11.6	6.4
Total Senior	20,259,756	465.1	57.9	53.1

Community

BMCC	344,124	7.9	0.0	0.0
Bronx	2,417,580	55.5	5.9	4.9
Hostos	230,868	5.3	0.0	0.4
Kingsborough	3,036,132	69.7	5.6	7.8
LaGuardia	496,584	11.4	0.0	2.0
Queensborough	1,598,652	36.7	8.0	7.8
Total Community	8,123,940	186.5	19.5	22.9
Total University	28,383,696	651.6	77.4	76.0

Building Inventory by College

As of Fall 2007

Date Built	Building Code	Building Name	CUNY NASF	Non-CUNY NASF	Total NASF	Total GSF	Title
------------	---------------	---------------	-----------	---------------	------------	-----------	-------

Senior

Baruch							
1939	D	Administration Center	44,349	0	44,349	84,879	Owned
1904	J	Annex	18,448	252	18,700	31,355	Leased
1909	I	Early Learning Center (225 Park Ave. South)	2,947	0	2,947	4,063	Leased
1929	A	Lawrence & Eris Field Building	130,828	27,684	158,512	284,480	Owned
1895	H	Library & Technology Building	188,890	1,720	190,610	339,255	Owned
1913	C	Steven L. Newman Hall	13,154	0	13,154	31,214	Owned
2001	B	William & Anita Newman Vertical Campus	450,555	0	450,555	807,696	Owned
Total Baruch Owned			827,776	29,404	857,180	1,547,524	
Total # of Buildings = 7			21,395	252	21,647	35,418	
Total Baruch Leased			849,171	29,656	878,827	1,582,942	

Brooklyn							
1921	02016	25 Broadway	6,668	0	6,668	6,775	Leased
1937	02001	Boylan Hall	193,199	0	193,199	321,850	Owned
2000	02008A	Chiller Plant	6,891	0	6,891	20,890	Owned
1933	02010	Day Care Center	11,245	0	11,245	13,610	Owned
1937	02008	Heating Plant	8,037	0	8,037	25,812	Owned
1937	02002	Ingersoll Hall	170,070	0	170,070	309,306	Owned
1971	02002A	Ingersoll Hall Addition	154,139	0	154,139	293,199	Owned
1937	02003	Laguardia Hall Library	188,314	0	188,314	291,594	Owned
1933	02011	Newman Center	2,291	0	2,291	3,960	Owned
1960	02030	President's Residence	0	0	0	7,500	Owned
1937	02004	Roosevelt Hall	63,229	12,182	75,411	135,037	Owned
1971	02004A	Roosevelt Hall Addition	94,226	0	94,226	150,441	Owned
1953	02009	Student Union	44,925	0	44,925	81,763	Owned
2001	020T1	West End Building (WEB)	41,679	0	41,679	54,888	Owned
1963	02005	Whitehead Hall	65,915	0	65,915	109,417	Owned
1953	02006	Whitman / Gershwin Hall	92,040	592	92,632	160,014	Owned
1971	02012	William James Hall	142,136	12,125	154,261	287,213	Owned
Total Brooklyn Owned			1,278,336	24,899	1,303,235	2,266,494	
Total # of Buildings = 17			6,668	0	6,668	6,775	
Total Brooklyn Leased			1,285,004	24,899	1,309,903	2,273,269	

Building Inventory by College

As of Fall 2007

Date Built	Building Code	Building Name	CUNY NASF	Non-CUNY NASF	Total NASF	Total GSF	Title
------------	---------------	---------------	-----------	---------------	------------	-----------	-------

Senior

City College							
1921	03051	25 Broadway	15,175	0	15,175	29,225	Leased
1978	03053	Aaron Davis Hall	36,252	0	36,252	61,943	Owned
1907	03011	Alumni House	5,647	0	5,647	6,100	Owned
1907	03005	Baskerville Hall	15,750	15,263	31,013	61,450	Owned
1890	03035	Boiler Plant	0	0	0	5,230	Owned
1907	03003	Compton - Goethals Hall	66,176	0	66,176	136,143	Owned
1941	03032	Eisner Hall	19,691	0	19,691	39,277	Owned
1907	03002	Harris Hall	57,838	0	57,838	118,353	Owned
1962	03042	Howard E. Wille Administration Building	30,778	0	30,778	55,618	Owned
1972	03041	Marshak Science Building	363,003	0	363,003	619,073	Owned
1907	03026	Mott Hall - D. O. E.	0	14,798	14,798	28,582	Owned
1982	03047	North Academic Center	463,399	410	463,809	885,702	Owned
1912	03039	Schiff House - Child Care Center	2,713	0	2,713	4,480	Owned
1907	03001	Shepard Hall	142,467	0	142,467	328,294	Owned
1962	03021	Steinman Hall	190,215	0	190,215	318,586	Owned
1897	03012	Storehouse	6,600	0	6,600	8,103	Owned
1931	03025	Structural Biology Center	0	31,711	31,711	57,847	Owned
2006	03054	The Towers at CCNY	139,678	0	139,678	179,044	Leased
2007	03055	Vivarium	4,369	0	4,369	6,681	Owned
1907	03006	Wingate Hall	31,006	0	31,006	50,580	Owned

		Total City College Owned	1,435,904	62,182	1,498,086	2,792,042	
Total # of Buildings = 20		Total City College Leased	154,853	0	154,853	208,269	
		Total City College	1,590,757	62,182	1,652,939	3,000,311	

CUNY Law							
1943	42001	CUNY School of Law at Queens College	90,114	0	90,114	179,840	Owned

		Total CUNY Law Owned	90,114	0	90,114	179,840	
Total # of Buildings = 1		Total CUNY Law Leased	0	0	0	0	
		Total CUNY Law	90,114	0	90,114	179,840	

Grad. School of Journalism							
1923	45001	Graduate School of Journalism	24,506	0	24,506	44,190	Leased

		Total Grad. School of Journalism Owned	0	0	0	0	
Total # of Buildings = 1		Total Grad. School of Journalism Leased	24,506	0	24,506	44,190	
		Total Grad. School of Journalism	24,506	0	24,506	44,190	

Building Inventory by College

As of Fall 2007

Date Built	Building Code	Building Name	CUNY NASF	Non-CUNY NASF	Total NASF	Total GSF	Title
------------	---------------	---------------	-----------	---------------	------------	-----------	-------

Senior

Graduate Center							
1905	02	B. Altman Building	380,069	0	380,069	611,751	Owned
Total Graduate Center Owned			380,069	0	380,069	611,751	
Total # of Buildings = 1			Total Graduate Center Leased	0	0	0	0
Total Graduate Center			380,069	0	380,069	611,751	

Hunter							
1950	05002B	Brookdale East Building	66,469	0	66,469	128,250	Owned
1950	05002A	Brookdale North Building	102,058	5,395	107,453	198,610	Owned
1950	05002	Brookdale West Building	99,968	0	99,968	202,905	Owned
1976	05015	Campus School	13,560	100,500	114,060	198,697	Owned
1983	05004	East Building	199,031	0	199,031	327,863	Owned
1956	05050	Master of Fine Arts Building	95,819	22,415	118,234	170,622	Owned
1937	05001	North Building	397,720	0	397,720	750,247	Owned
1907	05014	Roosevelt House	12,440	0	12,440	20,680	Owned
1968	05006	Social Work Building	48,160	0	48,160	101,227	Leased
1900	05008	Thomas Hunter Hall	52,876	0	52,876	99,789	Owned
1983	05003	West Building	216,661	915	217,576	397,254	Owned
Total Hunter Owned			1,256,602	129,225	1,385,827	2,494,917	
Total # of Buildings = 11			Total Hunter Leased	0	48,160	101,227	
Total Hunter			1,304,762	129,225	1,433,987	2,596,144	

John Jay							
1973	06003	BMW Building	32,039	0	32,039	43,762	Leased
1906	06001	Haaren Building	225,806	292	226,098	383,297	Owned
1958	06006	North Hall	197,103	0	197,103	299,222	Owned
1911	06010	President's Residence	0	0	0	3,800	Owned
2004	06004	Westport Building	32,265	0	32,265	49,397	Leased
Total John Jay Owned			422,909	292	423,201	686,319	
Total # of Buildings = 5			Total John Jay Leased	0	64,304	93,159	
Total John Jay			487,213	292	487,505	779,478	

Building Inventory by College

As of Fall 2007

Date Built	Building Code	Building Name	CUNY NASF	Non-CUNY NASF	Total NASF	Total GSF	Title
------------	---------------	---------------	-----------	---------------	------------	-----------	-------

Senior

Lehman							
1972	070T-2	Administrative Computer (Future Day Care)	3,963	0	3,963	5,907	Owned
1994	07008	APEX Building	91,170	0	91,170	152,174	Owned
1972	070T-1	Bookstore Building	7,715	0	7,715	8,293	Owned
1970	07007	Carman Hall	171,116	0	171,116	285,143	Owned
2002	07014	Communications Building	979	0	979	2,432	Owned
1980	07010	Concert Hall	41,909	0	41,909	73,601	Owned
1934	07002	Davis Hall	75,278	0	75,278	128,021	Owned
1960	07006	Fine Arts Building	31,356	0	31,356	51,806	Owned
1934	07001	Gillet Hall	60,238	0	60,238	121,862	Owned
1934	07004	Gymnasium Building	38,696	11,822	50,518	92,282	Owned
1980	07011	Library	85,119	0	85,119	124,841	Owned
1934	07003	Music Building	53,339	7,001	60,340	134,289	Owned
1973	070T-3	Nursing Building	17,798	0	17,798	25,756	Owned
1935	07023	President's House	0	0	0	3,500	Owned
1968	070R	Reservoir Building - H.S. - D. O. E.	0	13,099	13,099	19,739	Owned
1960	07005	Shuster Hall	49,628	0	49,628	102,966	Owned
1980	07009	Speech & Theater Building	71,896	780	72,676	144,645	Owned
1981	07012	Student Life Building	15,193	0	15,193	24,277	Owned
Total Lehman Owned			815,393	32,702	848,095	1,501,534	
Total # of Buildings = 18			Total Lehman Leased	0	0	0	0
Total Lehman			815,393	32,702	848,095	1,501,534	

Macaulay Honors College							
1904	11001	Honors College	13,209	0	13,209	24,096	Owned
Total Macaulay Honors College Owned			13,209	0	13,209	24,096	
Total # of Buildings = 1			Total Macaulay Honors College Leased	0	0	0	0
Total Macaulay Honors College			13,209	0	13,209	24,096	

Medgar Evers							
1970	04018	Admissions Building	2,903	0	2,903	3,678	Leased
1987	04001	Bedford Building	90,571	469	91,040	142,302	Owned
1906	04009	Carroll Street Building	87,968	0	87,968	168,650	Owned
1980	04011	One Metrotech	16,870	0	16,870	25,000	Leased
1910	04010	President's Residence	0	0	0	2,000	Owned
2005	04002	School of Business & Student Services	23,480	155	23,635	44,620	Owned

Building Inventory by College

As of Fall 2007

Date Built	Building Code	Building Name	CUNY NASF	Non-CUNY NASF	Total NASF	Total GSF	Title
------------	---------------	---------------	-----------	---------------	------------	-----------	-------

Senior

Medgar Evers							
1987	040T-1	Trailer #1	0	0	0	140	Owned
1987	040T-2	Trailer #2	2,586	0	2,586	2,861	Owned
1987	040T-3	Trailer #3	2,672	0	2,672	2,861	Owned
1987	040T-4	Trailer #4	2,672	0	2,672	2,861	Owned
1987	040T-5	Trailer #5	2,672	0	2,672	2,861	Owned
1987	040T-6	Trailer #6	1,316	0	1,316	1,448	Owned
1997	040T-7	Trailer #7	1,316	0	1,316	1,448	Owned
1997	040T-8	Trailer #8	1,336	0	1,336	1,430	Owned
1997	040T-9	Trailer #9	2,004	0	2,004	2,861	Owned
1970	04022	Youth Collective	0	26,000	26,000	40,000	Owned
Total Medgar Evers Owned			218,593	26,624	245,217	416,343	
Total # of Buildings = 16			Total Medgar Evers Leased	19,773	0	19,773	28,678
Total Medgar Evers			238,366	26,624	264,990	445,021	

NYC College of Tech.							
1969	40510	111 Livingston St - EOC	29,393	0	29,393	56,456	Leased
1922	40501	Allied Health Center	79,624	0	79,624	122,576	Owned
1925	40501A	Allied Health Center Annex	3,333	0	3,333	13,410	Owned
1963	40506	Environmental Center	12,633	0	12,633	22,018	Owned
1953	40508	General Building (Con Edison)	41,145	0	41,145	69,473	Owned
2002	40514	Howard Building	28,209	0	28,209	50,133	Leased
1963	40503	Klitgord Center	39,535	0	39,535	71,159	Owned
2002	40504	Midway Building	14,842	0	14,842	29,926	Leased
1967	40502	Namm Commerce Center	290,373	0	290,373	497,356	Owned
1920	40509	Voorhees Building	129,422	0	129,422	220,512	Owned
Total NYC College of Tech. Owned			596,065	0	596,065	1,016,504	
Total # of Buildings = 10			Total NYC College of Tech. Leased	72,444	0	72,444	136,515
Total NYC College of Tech.			668,509	0	668,509	1,153,019	

Queens							
1949	08071	25 West 43rd Street	12,490	0	12,490	18,344	Leased
1966	08004A	Athletic Field House	508	0	508	725	Owned
1988	08015	Benjamin Rosenthal Library	176,999	0	176,999	241,527	Owned
2003	08007A	Campbell Dome	6,358	0	6,358	8,138	Owned
1960	08005A	Colden Auditorium	20,936	0	20,936	42,266	Owned

Building Inventory by College

As of Fall 2007

Date Built	Building Code	Building Name	CUNY NASF	Non-CUNY NASF	Total NASF	Total GSF	Title
------------	---------------	---------------	-----------	---------------	------------	-----------	-------

Senior

Queens							
1961	08006	Dining Hall	37,562	0	37,562	46,298	Owned
1971	08006A	Dining Hall Addition	31,008	0	31,008	42,674	Owned
1957	08004	Fitzgerald Gymnasium	115,532	0	115,532	175,538	Owned
1995	08070	Flushing Center for Higher Education	7,257	0	7,257	10,000	Leased
1954	08002A	Fuel Oil Pump House	79	0	79	451	Owned
1907	08012	G Building	4,940	0	4,940	12,909	Owned
1960	08005D	Gertz Speech Clinic	5,496	0	5,496	7,706	Owned
1960	08005B	Goldstein Theater	18,930	0	18,930	48,624	Owned
1970	08043	Gregory Razran Hall	31,710	0	31,710	55,345	Owned
1960	080GH	Guard House	992	0	992	1,224	Owned
1951	08002	Heating Plant	2,010	0	2,010	19,094	Owned
1972	08065	Horace Harding Building	6,451	0	6,451	10,202	Leased
2003	08007	Hortense Powdermaker Hall	117,456	0	117,456	216,650	Owned
1937	08014	I Building	23,283	0	23,283	41,415	Owned
1954	08004B	Irrigation Pump House	0	0	0	160	Owned
1907	08017	J Building	1,775	0	1,775	2,450	Owned
1907	08013	Jefferson Hall	31,884	0	31,884	49,301	Owned
1960	08005E	King Hall	16,274	279	16,553	33,154	Owned
1971	08057	Kissena Hall	20,771	0	20,771	32,916	Leased
1946	08028	L-1 B & G Administration	1,840	0	1,840	2,022	Owned
1946	08029	L-2 B & G Lockers	717	0	717	780	Owned
1975	08029B	L-3 B & G Laborers & Station Engineers	1,840	0	1,840	2,099	Owned
1975	08029C	L-4 B & G Shop & Storage	5,635	0	5,635	6,134	Owned
1975	08029D	L-5 B & G Equipment	8,137	0	8,137	8,275	Owned
1925	08011	Laura Arthur Colwin Hall	18,973	0	18,973	30,429	Owned
1925	08010	Lloyd T Delany Hall	17,684	0	17,684	30,403	Owned
1965	08069	Louis Armstrong House	2,192	0	2,192	2,492	Leased
1968	08030	Margaret Kiely Hall	115,898	0	115,898	216,099	Owned
1954	08003	Paul Klapper Hall	83,143	0	83,143	177,937	Owned
1946	08041	President's Residence	0	0	0	7,440	Owned
1960	08005C	Rathaus Hall	23,507	0	23,507	42,301	Owned
1950	08001	Remsen Hall	70,622	0	70,622	130,467	Owned
1988	08016	School of Music	54,584	0	54,584	116,545	Owned

Building Inventory by College

As of Fall 2007

Date Built	Building Code	Building Name	CUNY NASF	Non-CUNY NASF	Total NASF	Total GSF	Title
------------	---------------	---------------	-----------	---------------	------------	-----------	-------

Senior

Queens							
1985	08008	Science Building	139,179	0	139,179	262,662	Owned
1972	08064	Student Union	75,128	3,403	78,531	194,506	Owned
1966	08018	Temporary #1 (CEP)	5,815	0	5,815	7,945	Owned
1967	08019	Temporary #2 (Honors Center)	5,340	0	5,340	7,872	Owned
1967	08020	Temporary #3	8,850	0	8,850	12,891	Owned
2001	08067	Tennis Structure	36,691	0	36,691	38,024	Owned
1907	08009	Virginia Frese Hall	11,225	0	11,225	20,155	Owned
Total Queens Owned			1,328,540	3,682	1,332,222	2,360,635	
Total # of Buildings = 45			Total Queens Leased	49,161	0	49,161	73,954
Total Queens			1,377,701	3,682	1,381,383	2,434,589	

Staten Island							
1942	1N	Applied Computer / Engineering Sciences	21,813	0	21,813	44,734	Owned
1993	6N	Astrophysical Observatory	476	0	476	576	Owned
1993	6S	Biology & Chemistry Building	68,203	0	68,203	114,664	Owned
1942	3N	Business Building	27,252	0	27,252	48,430	Owned
1994	1C	Campus Center	40,786	0	40,786	67,990	Owned
1942	1M	Campus Services & Central Plant	40,969	0	40,969	69,201	Owned
1993	1P	Center for the Arts	78,102	0	78,102	145,140	Owned
1993	2R	Children's Center	5,970	0	5,970	8,327	Owned
1942	3S	Education Building	23,724	0	23,724	48,458	Owned
1942	5N	Engineering Technology - East	13,175	10,080	23,255	44,531	Owned
1942	4N	Engineering Technology - West	22,058	0	22,058	44,533	Owned
1942	2S	English / Speech & World Literature	21,214	0	21,214	40,605	Owned
1942	2N	History / Pol Sci / Econ & Philosophy	21,925	0	21,925	44,527	Owned
1993	1L	Library / Cafe	93,517	0	93,517	118,231	Owned
1942	5S	Marcus Hall	21,029	0	21,029	44,523	Owned
1942	1S	Math Building	25,165	0	25,165	44,445	Owned
1942	2A	North Administration Building	41,651	606	42,257	80,734	Owned
1926	09005	President's Residence	0	0	0	3,500	Owned
1942	4S	Psychology / Sociology & Anthropology	18,892	0	18,892	44,567	Owned
1942	PH	Pump House	0	0	0	1,046	Owned
1994	1A	South Administration Building	38,611	0	38,611	76,564	Owned
1993	1R	Sports & Recreation Center	49,094	0	49,094	78,647	Owned

Building Inventory by College

As of Fall 2007

Date Built	Building Code	Building Name	CUNY NASF	Non-CUNY NASF	Total NASF	Total GSF	Title
------------	---------------	---------------	-----------	---------------	------------	-----------	-------

Senior

Staten Island							
1942	2M	Warehouse (Vacant)	85,281	0	85,281	121,918	Owned
1942	3A	West Administration Building	10,360	0	10,360	19,093	Owned
Total Staten Island Owned			769,267	10,686	779,953	1,354,984	
Total # of Buildings = 24			0	0	0	0	
Total Staten Island Leased			0	0	0	0	
Total Staten Island			769,267	10,686	779,953	1,354,984	

York							
1986	10001	Academic Core	364,781	0	364,781	658,544	Owned
1989	10006	Athletic Field Storage	3,336	0	3,336	4,960	Owned
1974	10005	Classroom Building	20,170	4,598	24,768	39,004	Owned
1989	10003	Health Science Center	53,020	0	53,020	80,767	Owned
1989	10002	Performing Arts Center	33,160	0	33,160	76,712	Owned
1955	10007	President Residence	0	0	0	6,176	Owned
1973	10004	Science Building	19,637	19,977	39,614	61,773	Owned
1856	10010	St. Monicas / Child Care Center	5,776	0	5,776	10,608	Owned
Total York Owned			499,880	24,575	524,455	938,544	
Total # of Buildings = 8			0	0	0	0	
Total York Leased			0	0	0	0	
Total York			499,880	24,575	524,455	938,544	

Total # of Buildings = 185			9,932,657	344,271	10,276,928	18,191,527	
Total Senior Owned			9,932,657	344,271	10,276,928	18,191,527	
Total Senior Leased			461,264	252	461,516	728,185	
Total Senior			10,393,921	344,523	10,738,444	18,919,712	

Building Inventory by College

As of Fall 2007

Date Built	Building Code	Building Name	CUNY NASF	Non-CUNY NASF	Total NASF	Total GSF	Title
------------	---------------	---------------	-----------	---------------	------------	-----------	-------

Community

BMCC							
1987	25013	70 Murray Street	86,291	0	86,291	151,859	Leased
1983	25001	Chambers St. Building (Main Campus)	446,808	0	446,808	724,545	Owned
	250TRD	Chambers St. Building (Trailers)	9,760	0	9,760	10,659	Owned
1952	25003	Fiterman Hall	0	0	0	0	Owned
1924	25015	Inwood / Washington Heights Campus	4,092	0	4,092	5,250	Leased
1970	25010	State Office Bldg. (Language Immersion)	7,107	0	7,107	10,153	Leased
1982	25014	Theresa Towers - EOC	2,160	0	2,160	3,000	Leased
Total BMCC Owned			456,568	0	456,568	735,204	
Total # of Buildings = 7			99,650	0	99,650	170,262	
Total BMCC Leased			556,218	0	556,218	905,466	

Bronx							
1953	21056	Altschul House	5,184	0	5,184	8,125	Owned
1931	21023	Alumni Gymnasium	48,718	0	48,718	71,408	Owned
1961	21008A	Begrisch Hall	3,697	0	3,697	6,885	Owned
1936	21027	Bliss Hall	15,703	0	15,703	34,637	Owned
1959	21010	Butler Hall	8,027	0	8,027	13,529	Owned
1958	21005	Colston Hall	60,815	0	60,815	121,963	Owned
1958	21006	Community Hall	16,885	0	16,885	31,040	Owned
1979	21026	Energy Plant	3,225	0	3,225	20,416	Owned
1898	21012	Gould Memorial Library	31,909	0	31,909	70,585	Owned
1896	21019	Gould Residence	23,891	0	23,891	41,365	Owned
1968	21034	Greenhouse	222	0	222	265	Owned
1926	21028	Guggenheim Hall	14,677	0	14,677	23,014	Owned
1898	21013	Hall of Fame, Auditorium & Colonnade	6,527	0	6,527	13,581	Owned
1948	21032	Havemeyer Lab	8,297	0	8,297	12,120	Owned
1948	21033	Havemeyer Lab Annex	4,477	0	4,477	6,572	Owned
1963	21015	Information Booth & Clock	112	0	112	160	Owned
1894	21011	Language Hall	11,065	0	11,065	20,093	Owned
1920	21022	Loew Annex (Computer Center)	6,909	0	6,909	10,397	Owned
1954	21020	Loew Hall	29,753	0	29,753	53,374	Owned
1895	21050	MacCracken Hall	213	7,561	7,774	16,023	Owned
1953	21016	Main Gate	45	0	45	73	Owned
1967	21029	Meister Hall	109,032	4,417	113,449	228,694	Owned

Building Inventory by College

As of Fall 2007

Date Built	Building Code	Building Name	CUNY NASF	Non-CUNY NASF	Total NASF	Total GSF	Title
------------	---------------	---------------	-----------	---------------	------------	-----------	-------

Community

Bronx							
1965	21025	New Hall	31,000	0	31,000	40,409	Owned
1926	21024	Nichols Hall - D. O. E.	0	52,318	52,318	74,790	Owned
1953	21052	Patterson Garage	5,802	0	5,802	6,184	Owned
1953	21051	Patterson Hall	22,145	0	22,145	33,695	Owned
1912	21014	Philosophy Hall	12,294	0	12,294	20,169	Owned
1959	21009	Polowczyk Hall	36,486	0	36,486	64,547	Owned
1954	21017	Roscoe C. Brown Student Center	35,775	0	35,775	73,592	Owned
1964	21018	Roscoe C. Brown Student Center Annex	0	7,420	7,420	15,142	Owned
1961	21030A	Sage Annex	7,550	0	7,550	13,700	Owned
1920	21030	Sage Hall	20,808	0	20,808	28,604	Owned
1962	21048	Snow Hall	0	6,920	6,920	10,493	Owned
1948	21031	South Hall	8,874	0	8,874	16,025	Owned
1965	21021	Systems Science	1,320	0	1,320	1,680	Owned
1912	21057	University Gate	30	0	30	53	Owned
Total Bronx Owned			591,467	78,636	670,103	1,203,402	
Total # of Buildings = 36			0	0	0	0	
Total Bronx Leased			0	0	0	0	
Total Bronx			591,467	78,636	670,103	1,203,402	

Hostos							
1931	22008	135 East 144th Street	17,800	0	17,800	29,640	Owned
1990	22002	Allied Health & Sciences Building - A	86,628	18,616	105,244	193,532	Owned
1965	22001	B Building	79,552	0	79,552	135,194	Owned
1994	22003	East Academic Complex - C	139,645	0	139,645	288,593	Owned
1963	22007	Good Sheppard School	4,092	0	4,092	5,250	Leased
1995	22005	Savoy Building - D	30,191	0	30,191	43,078	Owned
1984	220T5	Trailer Site #5 (Walton)	5,731	0	5,731	8,763	Owned
1984	220T6	Trailer Site #6 (471 Lot)	3,434	0	3,434	4,364	Owned
1965	22006	Walton Avenue Building - G	10,297	0	10,297	13,178	Owned
Total Hostos Owned			373,278	18,616	391,894	716,342	
Total # of Buildings = 9			4,092	0	4,092	5,250	
Total Hostos Leased			4,092	0	4,092	5,250	
Total Hostos			377,370	18,616	395,986	721,592	

Building Inventory by College

As of Fall 2007

Date Built	Building Code	Building Name	CUNY NASF	Non-CUNY NASF	Total NASF	Total GSF	Title
------------	---------------	---------------	-----------	---------------	------------	-----------	-------

Community

Kingsborough							
2003	230V	Academic Village	25,995	0	25,995	42,008	Owned
1977	230A	Administration Building	18,977	0	18,977	31,506	Owned
1976	230S	Arts and Science Center	63,202	401	63,603	107,861	Owned
1976	230P	Central Services / Power House	35,134	0	35,134	79,638	Owned
1976	230G	Health & Physical Education Center	74,409	0	74,409	100,150	Owned
2004	230K	Leon M. Goldstein High School	0	78,270	78,270	133,951	Owned
1977	230T	Leon M. Goldstein Performing Arts Center	32,540	0	32,540	52,532	Owned
1991	230M	Marine and Academic Center	121,180	0	121,180	204,095	Owned
1977	230L	Robert J. Kibbee Library & Media Center	82,931	0	82,931	124,300	Owned
1976	230R	Security (Guard House)	674	0	674	1,108	Owned
1977	230U	Student Center (College Center)	68,996	0	68,996	97,411	Owned
1967	230T-1	Temporary Building #1 (UAPC)	16,749	0	16,749	19,316	Owned
1967	230T-2	Temporary Building #2 (UAPC)	26,252	570	26,822	35,362	Owned
1970	230T-3	Temporary Building #3	2,155	4,786	6,941	10,043	Owned
1970	230T-4	Temporary Building #4	31,766	393	32,159	52,458	Owned
1970	230T-5	Temporary Building #5	11,615	0	11,615	17,178	Owned
1970	230T-6	Temporary Building #6	9,068	0	9,068	12,071	Owned
1972	230T-7	Temporary Building #7	4,073	12,770	16,843	25,135	Owned
1972	230T-8	Temporary Building #8	11,239	0	11,239	17,390	Owned
1992	230Z	Vehicle Storage	4,457	0	4,457	4,953	Owned
1977	230C	West Academic Cluster - Wing C	19,463	346	19,809	34,239	Owned
1977	230D	West Academic Cluster - Wing D	19,102	557	19,659	35,252	Owned
1977	230E	West Academic Cluster - Wing E	19,055	0	19,055	33,803	Owned
1977	230F	West Academic Cluster - Wing F	21,016	0	21,016	35,801	Owned
Total Kingsborough Owned			720,048	98,093	818,141	1,307,561	
Total # of Kingsborough Leased			0	0	0	0	
Buildings = 24 Total Kingsborough			720,048	98,093	818,141	1,307,561	

Building Inventory by College

As of Fall 2007

Date Built	Building Code	Building Name	CUNY NASF	Non-CUNY NASF	Total NASF	Total GSF	Title
------------	---------------	---------------	-----------	---------------	------------	-----------	-------

Community

LaGuardia							
1913	24003	C - Center 3 Building	388,442	230,384	618,826	882,929	Owned
1913	24006	C - Center 4 Parking Garage	0	0	0	61,857	Owned
1930	24005	E - E Building	220,120	0	220,120	379,364	Owned
1936	24004	L - Marie LaGuardia Building	18,965	20,252	39,217	59,911	Leased
1920	24001	M - Main Building	144,576	16,165	160,741	282,285	Owned
Total LaGuardia Owned			753,138	246,549	999,687	1,606,435	
Total # of Buildings = 5			Total LaGuardia Leased	18,965	20,252	39,217	59,911
Total LaGuardia			772,103	266,801	1,038,904	1,666,346	

Queensborough							
1978	27011	Administration / Business Building	44,767	0	44,767	72,931	Owned
1967	27005A	Boiler Room	416	0	416	5,215	Owned
1976	270T-4	C Building	13,003	0	13,003	20,644	Owned
1970	27006	Cafeteria Building (Student Union)	22,977	0	22,977	41,749	Owned
1970	27030	Humanities Building	95,877	0	95,877	164,624	Owned
1967	27005	Kennedy Hall Gymnasium	51,713	0	51,713	77,827	Owned
1967	27003	Kurt Schmeller Library	74,633	0	74,633	107,763	Owned
1978	27012	Medical Arts Building	75,510	0	75,510	137,899	Owned
1910	27001	Oakland Building	11,258	0	11,258	25,556	Owned
1967	27004	Science Building	100,212	0	100,212	173,933	Owned
1976	27010	Service Building	18,825	0	18,825	26,441	Owned
1963	27002	Technology Building	19,932	0	19,932	30,549	Owned
1983	270T-5	Temporary #5 - Garage	2,057	0	2,057	2,313	Owned
1967	270Y-1	Temporary Y1	8,645	0	8,645	10,242	Owned
1967	270Y-2	Temporary Y2	9,312	306	9,618	12,850	Owned
1965	270Z	Temporary Z	6,148	0	6,148	8,660	Owned
Total Queensborough Owned			555,285	306	555,591	919,196	
Total # of Buildings = 16			Total Queensborough Leased	0	0	0	0
Total Queensborough			555,285	306	555,591	919,196	

Total Community Owned			3,449,784	442,200	3,891,984	6,488,140	
Total # of Buildings = 97			Total Community Leased	122,707	20,252	142,959	235,423
Total Community			3,572,491	462,452	4,034,943	6,723,563	

Building Inventory by College

As of Fall 2007

Date Built	Building Code	Building Name	CUNY NASF	Non-CUNY NASF	Total NASF	Total GSF	Title
------------	---------------	---------------	-----------	---------------	------------	-----------	-------

Central Office

Central Office							
1973	43009	1114 6th Ave. - Admissions	15,844	0	15,844	28,681	Leased
1949	43013	25 West 43rd Street	13,027	3,333	16,360	28,898	Leased
1973	43003	31st St - Administration & Student Services	23,696	0	23,696	41,684	Leased
1972	43011	57th St - BMW Building	78,494	0	78,494	136,567	Leased
1939	43001	80th St - Main Building	51,806	0	51,806	83,776	Owned
1965	43005	CUNY - Albany Office	1,100	0	1,100	1,208	Leased
	43015	CUNY Express	3,660	0	3,660	6,318	Leased
2002	43014	CUNY on the Concourse	13,035	0	13,035	27,545	Leased

	Total Central Office Owned	51,806	0	51,806	83,776	
Total # of	Total Central Office Leased	148,856	3,333	152,189	270,901	
Buildings = 8	Total Central Office	200,662	3,333	203,995	354,677	

	Total Central Office Owned	51,806	0	51,806	83,776
Total # of	Total Central Office Leased	148,856	3,333	152,189	270,901
Buildings = 8	Total Central Office	200,662	3,333	203,995	354,677

	Total University Owned	13,434,247	786,471	14,220,718	24,763,443
Total # of	Total University Leased	732,827	23,837	756,664	1,234,509
Buildings = 290	Total University	14,167,074	810,308	14,977,382	25,997,952

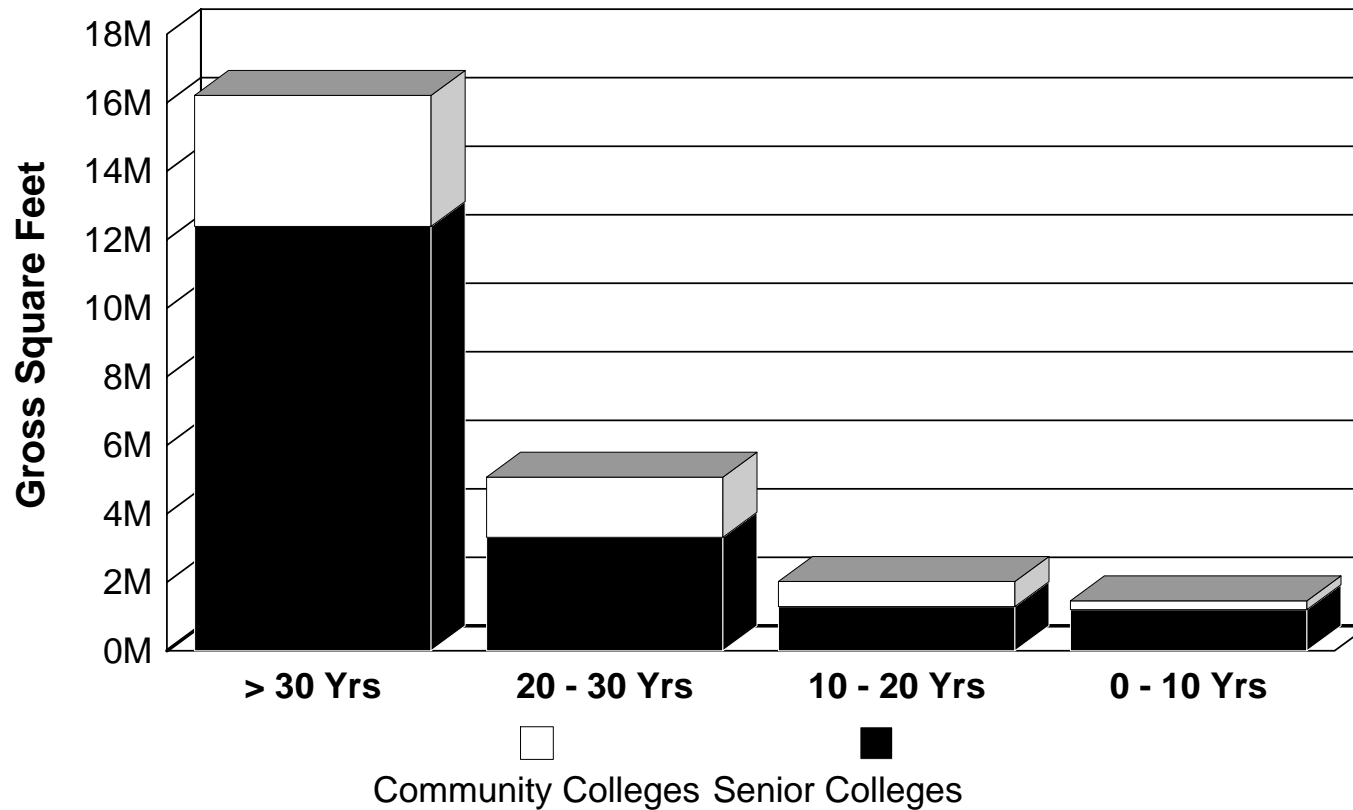
Source: Data obtained from CUNY Facilities Inventory Database and survey of Campus Facilities Officers - October 2007

CUNY NASF: includes all assignable space, including vacant/unassigned

Non-CUNY NASF: CUNY maintained space occupied by non-CUNY functions, such as DOE schools, DASNY offices and community uses.

Owned Facilities Age Profile in Gross Square Footage

As of Fall 2007



Master Plan and Space Needs Overview

As of Fall 2007

Campus	Master Plan Status	M.P. Projected FTES	M.P. Approved NASF	Actual FTES Fall 2006	Needed NASF for 2006 FTES	Net Assignable Sqaure Feet (NASF)					Actual FTES vs MP FTES	Occupied vs Needed	Occupied vs Projected	
						Owned Occupied	Owned Vacant	Leased/ Temp	Non CUNY	Total				
Footnotes:		A	B	C	D	E	F	G	H	I	J	K	L	M

Senior

Baruch	1986 *	11,366	782,010	12,995	1,013,561	827,776	0	21,395	29,656	878,827	1.14%	0.84%	1.09%
Brooklyn	1995	13,578	1,428,000	11,680	1,199,374	1,276,996	1,340	6,668	24,899	1,309,903	0.86%	1.07%	0.90%
City College	1973 *	15,305	1,747,000	9,215	1,079,184	1,423,394	12,510	154,853	62,182	1,652,939	0.60%	1.46%	0.90%
CUNY Law	1983	450	89,570	425	89,570	90,114	0	0	0	90,114	0.94%	1.01%	1.01%
Grad. School of Journalism	NA	0	0	72	0	0	0	24,506	0	24,506	0.00%	0.00%	0.00%
Graduate Center	1994	3,422	375,000	3,624	356,808	380,069	0	0	0	380,069	1.06%	1.07%	1.01%
Hunter	1999 *	15,492	1,629,093	14,889	1,402,462	1,256,602	0	48,160	129,225	1,433,987	0.96%	0.93%	0.80%
John Jay	1995	10,334	733,190	11,555	922,546	422,909	0	64,304	292	487,505	1.12%	0.53%	0.66%
Lehman	2004	6,588	898,463	7,591	788,220	793,632	3,963	17,798	32,702	848,095	1.15%	1.03%	0.90%
Macaulay Honors College	NA	0	0	0	0	9,860	3,349	0	0	13,209	0.00%	0.00%	0.00%
Medgar Evers	1995	4,897	576,747	3,875	438,653	202,019	0	36,347	26,624	264,990	0.79%	0.54%	0.41%
NYC College of Tech.	2000	10,786	990,424	9,423	879,410	596,065	0	72,444	0	668,509	0.87%	0.76%	0.67%
Queens	2006	12,772	1,485,713	13,150	1,280,606	1,314,320	0	63,381	3,682	1,381,383	1.03%	1.08%	0.93%
Staten Island	1986 *	8,000	626,040	9,312	799,669	769,267	0	0	10,686	779,953	1.16%	0.96%	1.23%
York	1975 *	6,253	649,751	4,459	453,218	460,073	0	39,807	24,575	524,455	0.71%	1.10%	0.77%

Community

BMCC	1994	14,418	1,177,584	13,682	998,812	446,808	0	109,410	0	556,218	0.95%	0.56%	0.47%
Bronx	2007	7,509	850,925	6,312	541,169	591,467	0	0	78,636	670,103	0.84%	1.09%	0.70%
Hostos	1983 *	5,512	328,501	3,543	272,608	346,313	17,800	13,257	18,616	395,986	0.64%	1.32%	1.09%
Kingsborough	1995	12,477	923,172	10,901	828,431	607,131	0	112,917	98,093	818,141	0.87%	0.87%	0.78%
LaGuardia	2007	11,250	887,727	11,037	878,039	732,623	20,515	18,965	266,801	1,038,904	0.98%	0.86%	0.85%
Queensborough	2001	8,428	728,339	8,824	676,529	516,120	0	39,165	306	555,591	1.05%	0.82%	0.76%

A) Date last approved or amended, an * denotes a revision in progress

B) and C) Per approved Master Plan

D) FTES data from Institutional Research Faculty Teaching Load Report for Fall 2006.

E) Needed NASF figures are derived from applying the approved CUNY Space Guidelines to the Teaching Load Report FTES data.

F) Owned Occupied NASF represents all CUNY occupied NASF; excludes Vacant; Non-CUNY entities (i.e. D.O.E. High Schools) and owned temporary buildings (included in "Leased / Temp").

G) Owned Vacant NASF represents all vacant/under construction NASF; excludes Non-CUNY entities (i.e. D.O.E. High Schools) and owned temporary buildings (included in "Leased / Temp").

H) Leased / Temp NASF includes all leased and owned temporary buildings.

I) NASF used by Non-CUNY entities (i.e. D.O.E. High Schools).

J) The total of columns F + G + H + I

K) Column D divided by column B

L) Columns F + H divided by column E

M) Columns F + H divided by column C



Summary of Instructional and Administrative NASF: Need vs. Inventory

As of Fall 2007

Campus	Fall ¹ 2006 FTES	Instructional NASF		Research NASF		Academic/Admin. Offices NASF		Library NASF		NASF per FTES for Instruct. & Admin Functions		Surplus / Deficit %
		Need ²	Existing	Need ²	Existing	Need ²	Existing	Need ²	Existing	Need ³	Existing	

Senior

Baruch	12,995	234,803	202,206	87,207	5,519	186,725	291,505	143,416	94,350	50	46	-09%
Brooklyn	11,680	302,360	337,188	92,562	110,937	195,556	290,104	240,692	191,941	71	80	12%
City College	9,215	265,914	405,320	99,091	169,092	173,264	363,229	240,321	181,798	84	121	44%
CUNY Law	425	5,164	24,756	12,305	0	21,080	26,253	15,749	23,424	128	175	37%
Grad. School of Journalism	72	615	11,335	521	0	432	7,739	0	1,107	22	280	1186%
Graduate Center	3,624	30,974	37,570	31,042	11,307	42,984	176,811	64,332	60,158	47	79	69%
Hunter	14,889	360,170	314,225	141,597	83,712	245,836	290,238	199,130	131,388	64	55	-13%
John Jay	11,555	233,191	111,552	80,826	4,576	173,910	159,642	106,867	53,018	51	28	-45%
Lehman	7,591	191,676	216,366	51,527	34,013	135,756	165,543	122,346	84,936	66	66	00%
Macaulay Honors College	0	0	5,260	0	0	0	1,173	0	0	0	0	00%
Medgar Evers	3,875	114,217	65,429	12,930	3,355	61,281	81,806	40,650	25,896	59	46	-23%
NYC College of Tech.	9,423	301,815	319,035	23,115	1,130	158,352	156,150	85,904	43,353	60	55	-09%
Queens	13,150	328,744	341,763	117,762	111,748	227,340	307,827	213,154	174,698	67	71	06%
Staten Island	9,312	219,563	182,954	45,275	31,887	147,848	157,629	92,255	72,601	54	48	-12%
York	4,459	92,562	145,335	21,072	13,103	72,258	109,065	51,730	62,923	53	74	39%

Total Senior 112,266 2,681,771 2,720,294 816,833 580,379 1,842,623 2,584,714 1,616,546 1,201,591

Community

BMCC	13,682	300,038	204,165	2,473	175	197,257	137,617	102,095	39,676	44	28	-37%
Bronx	6,312	178,203	184,871	2,376	2,314	99,602	137,708	55,974	32,553	53	57	06%
Hostos	3,543	53,372	94,002	690	1,519	57,297	113,595	30,274	18,968	40	64	61%
Kingsborough	10,901	224,372	219,189	1,871	162	166,257	210,752	90,524	44,406	44	44	-02%
LaGuardia	11,037	282,287	212,419	7,208	1,762	161,593	231,897	85,870	34,710	49	44	-10%
Queensborough	8,824	181,589	240,104	1,719	1,201	140,859	107,987	77,019	44,270	45	45	-02%

Total Community 54,299 1,219,861 1,154,750 16,336 7,133 822,865 939,556 441,755 214,583

Total University 166,565 3,901,633 3,875,044 833,170 587,512 2,665,488 3,524,270 2,058,301 1,416,174

1. FTES= Full Time Equivalent Students (Institutional Research - Fall 2006 Teaching Load Reports). The University's total enrollment for Fall 2006 was 225,962 (Institutional Research Report ENRL-0001).
2. Space needs are generated by applying approved CUNY Space Guidelines to FTES data from the Institutional Research Faculty Teaching Load Report for Fall 2006. Space guidelines are adjusted during campus master planning and specific project programming to reflect current teaching and research methods. Variations in Need reflect variations in college curricula and enrollment by disciplines.



Summary of Net Area Distribution

As of Fall 2007

Campus	Instructional NASF	Research NASF	Academic/ Admin. Offices NASF	Library NASF	Support Services NASF	Campus Services NASF	Other NASF	Campus Total
Senior								
Baruch	202,206	5,519	291,505	94,350	204,431	48,699	32,117	878,827
Brooklyn	337,188	110,937	290,104	191,941	276,312	75,404	28,017	1,309,903
City College	405,320	169,092	363,229	181,798	375,742	50,538	107,220	1,652,939
CUNY Law	24,756	0	26,253	23,424	10,252	5,111	318	90,114
Grad. School of Journalism	11,335	0	7,739	1,107	4,325	0	0	24,506
Graduate Center	37,570	11,307	176,811	60,158	76,343	17,880	0	380,069
Hunter	314,225	83,712	290,238	131,388	397,357	66,109	150,958	1,433,987
John Jay	111,552	4,576	159,642	53,018	131,538	26,887	292	487,505
Lehman	216,366	34,013	165,543	84,936	222,790	68,384	56,063	848,095
Macaulay Honors College	5,260	0	1,173	0	1,905	64	4,807	13,209
Medgar Evers	65,429	3,355	81,806	25,896	45,372	16,508	26,624	264,990
NYC College of Tech.	319,035	1,130	156,150	43,353	110,273	34,627	3,941	668,509
Queens	341,763	111,748	307,827	174,698	352,708	76,333	16,306	1,381,383
Staten Island	182,954	31,887	157,629	72,601	135,823	77,860	121,199	779,953
York	145,335	13,103	109,065	62,923	128,705	40,278	25,046	524,455
Total Senior	2,720,294	580,379	2,584,714	1,201,591	2,473,876	604,682	572,908	10,738,444
Community								
BMCC	204,165	175	137,617	39,676	138,810	35,775	0	556,218
Bronx	184,871	2,314	137,708	32,553	123,366	44,837	144,454	670,103
Hostos	94,002	1,519	113,595	18,968	95,754	27,692	44,456	395,986
Kingsborough	219,189	162	210,752	44,406	200,316	40,666	102,650	818,141
LaGuardia	212,419	1,762	231,897	34,710	116,768	78,522	362,826	1,038,904
Queensborough	240,104	1,201	107,987	44,270	117,579	42,459	1,991	555,591
Total Community	1,154,750	7,133	939,556	214,583	792,593	269,951	656,377	4,034,943
Total University	3,875,044	587,512	3,524,270	1,416,174	3,266,469	874,633	1,229,285	14,773,387

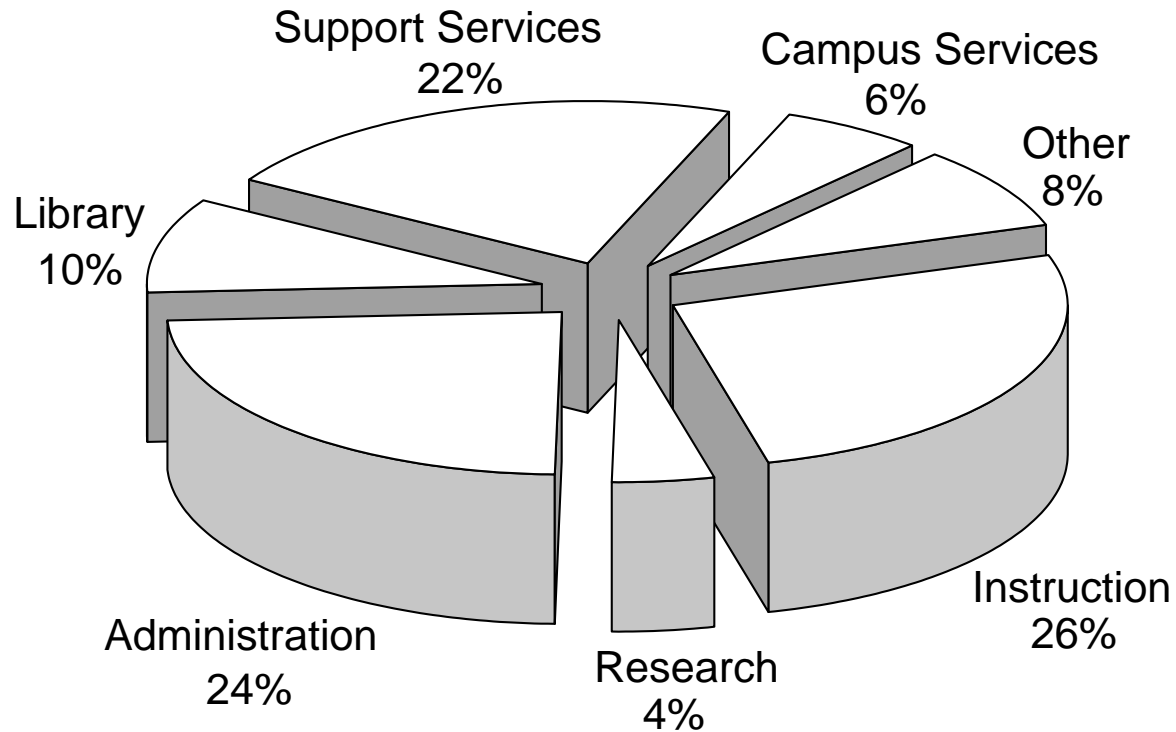
Support Services: includes total NASF for Student/Faculty Services, Physical Education, Instructional Resources, Data Processing and Assembly spaces.

Other: includes unassigned and Non-Institutional Agencies spaces.

Summary of Net Area Distribution

As of Fall 2007

	<u>Instructional NASF</u>	<u>Research NASF</u>	<u>Academic/ Admin. Offices NASF</u>	<u>Library NASF</u>	<u>Support Services NASF</u>	<u>Campus Services NASF</u>	<u>Other NASF</u>	<u>Campus Total</u>
Total University	3,875,044	587,512	3,524,270	1,416,174	3,266,469	874,633	1,229,285	14,773,387



Support Services: includes total NASF for Student/Faculty Services, Physical Education, Instructional Resources, Data Processing and Assembly spaces.

Other: includes unassigned and Non-Institutional Agencies spaces.

Public Assembly Facilities

As of Fall 2007

Campus	Black Box	Recital Hall	Small Theater (Under 300 Stations)	Large Theater (Over 300 Stations)	Auditorium	Number of Lecture Spaces					Total Lecture Spaces
						70-100 Stations	101-130 Stations	131-200 Stations	201-300 Stations	301+ Stations	

Senior

Baruch	1	2	1	0	1	14	5	1	1	3	24
Brooklyn	1	1	0	2	1	7	5	4	2	0	18
City College	2	2	3	1	1	4	4	2	4	0	14
CUNY Law	0	0	0	0	1	1	0	0	0	0	1
Grad. School of Journalism	0	0	0	0	0	0	0	0	0	0	0
Graduate Center	0	2	0	0	1	1	1	0	0	0	2
Hunter	0	2	1	1	3	7	3	3	2	1	16
John Jay	0	0	0	1	0	2	0	2	0	0	4
Lehman	1	2	1	1	2	2	5	1	1	0	9
Macaulay Honors College	0	0	0	0	0	0	0	0	0	0	0
Medgar Evers	0	0	0	0	1	1	0	0	0	0	1
NYC College of Tech.	0	0	2	0	2	3	0	0	0	0	3
Queens	0	4	1	0	2	6	7	2	3	0	18
Staten Island	1	1	0	1	1	4	0	0	0	0	4
York	0	2	1	0	1	8	0	3	0	0	11
Total Spaces	6	18	10	7	17	60	30	18	13	4	125
Total Stations	1,103	3,232	1,355	6,952	15,151	5,185	3,542	3,011	3,371	1,686	16,795

Community

BMCC	0	2	2	0	1	2	0	1	0	0	3
Bronx	0	1	0	1	2	1	1	3	0	0	5
Hostos	0	0	0	2	0	0	0	0	0	0	0
Kingsborough	2	1	2	1	0	13	5	0	0	0	18
LaGuardia	1	0	1	1	0	0	0	1	0	0	1
Queensborough	1	2	0	0	1	3	0	2	1	0	6
Total Spaces	4	6	5	5	4	19	6	7	1	0	33
Total Stations	274	463	967	3,106	2,821	1,675	700	1,188	275	0	3,838
Total University Spaces	10	24	15	12	21	79	36	25	14	4	158
Total University Stations	1,377	3,695	2,322	10,058	17,972	6,860	4,242	4,199	3,646	1,686	20,633

For detailed information on the Black Box, Recital Hall, Small Theater, Large Theater and Auditorium spaces see Statistics 23.

As of Fall 2007

Black Box

Campus	Building	Cap
Baruch	William & Anita Newman Vertical Campus	300
Brooklyn	Whitman / Gershwin Hall	120
City College	Aaron Davis Hall	156
City College	Shepard Hall	80
Kingsborough	Robert J. Kibbee Library & Media Center	41
Kingsborough	Robert J. Kibbee Library & Media Center	70
LaGuardia	M - Main Building	31
Lehman	Speech & Theater Building	265
Queensborough	Temporary Z	132
Staten Island	Center for the Arts	182

Small Theater

Campus	Building	Cap
Baruch	Lawrence & Eris Field Building	65
BMCC	Chambers St. Building (Main Campus)	254
BMCC	Chambers St. Building (Main Campus)	25
City College	Compton - Goethals Hall	152
City College	Compton - Goethals Hall	70
City College	Shepard Hall	76
Hunter	North Building	175
Kingsborough	Leon M. Goldstein Performing Arts Center	120
Kingsborough	Marine and Academic Center	298
LaGuardia	M - Main Building	270
Lehman	Speech & Theater Building	70
NYC College of Tech.	Namm Commerce Center	100
NYC College of Tech.	Voorhees Building	200
Queens	King Hall	260
York	Performing Arts Center	187

Large Theater

Campus	Building	Cap
Bronx	Roscoe C. Brown Student Center	352
Brooklyn	Whitman / Gershwin Hall	3574
Brooklyn	Whitman / Gershwin Hall	586
City College	Aaron Davis Hall	950
Hostos	East Academic Complex - C	364
Hostos	East Academic Complex - C	914
Hunter	Thomas Hunter Hall	319
John Jay	Haaren Building	605
Kingsborough	Leon M. Goldstein Performing Arts Center	726
LaGuardia	E - E Building	750
Lehman	Speech & Theater Building	476
Staten Island	Center for the Arts	442

Recital Hall

Campus	Building	Cap
Baruch	Lawrence & Eris Field Building	112
Baruch	William & Anita Newman Vertical Campus	200
BMCC	Chambers St. Building (Main Campus)	40
BMCC	Chambers St. Building (Main Campus)	30
Bronx	Meister Hall	177
Brooklyn	Whitman / Gershwin Hall	150
City College	Aaron Davis Hall	120
City College	Shepard Hall	108
Graduate Center	B. Altman Building	185
Graduate Center	B. Altman Building	70
Hunter	North Building	696
Hunter	North Building	100
Kingsborough	Marine and Academic Center	70
Lehman	Music Building	156
Lehman	Music Building	90
Queens	School of Music	74
Queens	School of Music	651
Queens	School of Music	100
Queens	School of Music	100
Queensborough	Humanities Building	82
Queensborough	Humanities Building	64
Staten Island	Center for the Arts	278
York	Academic Core	21
York	Academic Core	21

Auditorium

Campus	Building	Cap
Baruch	Lawrence & Eris Field Building	1,172
BMCC	Chambers St. Building (Main Campus)	1,000
Bronx	Gould Memorial Library	648
Bronx	Gould Memorial Library	300
Brooklyn	LaGuardia Hall Library	144
City College	Shepard Hall	1,200
CUNY Law	CUNY School of Law at Queens College	253
Graduate Center	B. Altman Building	389
Hunter	Brookdale West Building	880
Hunter	Campus School	492
Hunter	North Building	2,100
Lehman	Concert Hall	2,053
Lehman	Gillet Hall	296
Medgar Evers	Bedford Building	500
NYC College of Tech.	Klitgord Center	898
NYC College of Tech.	Voorhees Building	198
Queens	Colden Auditorium	2,120
Queens	Goldstein Theater	476
Queensborough	Humanities Building	873
Staten Island	Center for the Arts	929
York	Performing Arts Center	1,051

Inventory of Indoor Athletic and Recreational Facilities

As of Fall 2007

Campus	Large Gym (Over 10,000 NASF)				Medium Gym (10,000 - 6,000 NASF)				Small Gym (Under 6,000 NASF)			
	NASF	Seating Capacity	Condition	# of Basketball Courts	NASF	Seating Capacity	Condition	# of Basketball Courts	NASF	Seating Capacity	Condition	# of Basketball Courts
Senior												
Baruch	12,463	838	Excellent	2					5,681	382	Excellent	1
Baruch									4,930	75	Fair	1
Brooklyn					8,288	490	Good	1	4,176	146	Fair	3
Brooklyn					7,449	160	Good	3	3,895	146	Fair	
Brooklyn					7,430	120	Fair	3	2,775	100	Fair	
Brooklyn					7,430	156	Fair	3				
City College	30,293	3,000	Good	5	8,622	558	Fair					
CUNY Law												
Graduate Center												
Graduate School of Journalism												
Hunter	12,294	123	Poor	6					4,695	75	Fair	
Hunter	11,276	1,500	Good	6					2,665	50	Good	
John Jay					9,417	917	Fair	3	4,362	250	Good	1
Lehman	11,143	350	Excellent	2								
Lehman	11,094	1,156	Excellent	1								
Macaulay Honors College												
Medgar Evers					7,551	272	Excellent	1				
NYC College of Tech.	10,097	700	Poor	1					2,502	250	Poor	
Queens	41,831	1,500	Poor	10	8,190	300	Fair	1				
Staten Island	14,429	1,964	Excellent	2	8,658	720	Excellent	1				
York	17,290	2,589	Good	6					4,921	320	Good	
Community												
BMCC	18,919	1,800	Good	2								
Bronx	11,989	400	Poor	1								
Hostos	11,446	640	Excellent	1								
Kingsborough	17,099	661	Excellent	2					2,880	50	Good	
Kingsborough	11,941	303	Excellent						2,611	50	Good	
LaGuardia	10,426	200	Excellent	2								
Queensborough					6,284	625	Fair	1	2,280	20	Fair	
Queensborough					6,282	625	Fair	1	2,807	56	Fair	



Inventory of Indoor Athletic and Recreational Facilities - con't

As of Fall 2007

Campus	Dance Studio	# of Squash/Racquetball Courts	Swimming Pool *				Fitness Rooms	Condition of Restrooms/Lockers	Other Indoor Facilities and Comments
			Size	# of Lane	Seating Capacity	Condition			

Senior

Baruch		3	25 Meter	6	75	Excellent	1	Excellent	
Brooklyn	3						1	Fair	
City College	2		25 Meter	6	170	Poor	1	Good	
CUNY Law									Shared facilities with Queens College
Graduate Center							2	Excellent	
Graduate School of Journalism									
Hunter	4	4	25 Yard	4	406	Good	1	Good	
Hunter			25 Yard	4	100	Good			
John Jay	1	2	25 Yard	5	100	Good	1	Good	Combative Gym
Lehman	2	4	50 Meter	8	300	Excellent	1	Excellent	
Macaulay Honors College									
Medgar Evers			25 Meter		120	Poor		Fair	
NYC College of Tech.								Good	
Queens	4		25 Meter	6	500	Fair	1	Poor	Karate Studio, Indoor Tennis Courts (6)
Staten Island	1	5	24 Meter	8	87	Fair	1	Good	
York			25 Meter	6	138	Good	1	Good	

Community

BMCC			25 Meter	6	220	Good		Good	Fitness Center - in large gym
Bronx	1		25 Meter	6	150	Good	1	Poor	Wrestling/Martial Arts Rm
Hostos	1		25 Meter	6	254	Excellent	2	Excellent	
Kingsborough	1	2	25 Meter				1	Fair	
LaGuardia			25 Yard	6	250	Good	2	Good	
Queensborough			25 Meter	6	74	Good	1	Good	

* 25 Meter Pools are NCAA approved. The 50 meter pool at Lehman College is Olympic Size but not built to Olympic specifications



Inventory of Outdoor Athletic and Recreational Facilities

As of Fall 2007

Campus	Total Acres	PE Acres	Running Track			Soccer Field		Tennis Courts		Basketball		Baseball Field		Softball Field		Football Field		Handball	
			Length	Seat'g Cap.	Cond.	Seat'g Cap.	Cond.	#	Cond.	#	Cond.	Seat'g Cap.	Cond.	Seat'g Cap.	Cond.	Seat'g Cap.	Cond.	#	Cond.
Baruch	3.3																		
Brooklyn	26.0	4.0	1/4 Mile		Poor		Good	6	Fair					Good		Good			
City College	36.5	6.0	1/4 Mile	1,500	Excellent	1,500	Good	6	Poor										
CUNY Law	1.2																		
Graduate Center	1.6																		
Graduate School of Journalism	0.0																		
Hunter	12.9							1	Good										
John Jay	5.5	0.3	1/15 Mile		Poor			1	Good										
Lehman	37.0	3.6	1/4 Mile		Poor		Excellent	5	Excellent				Excellent		Excellent				
Macaulay Honors College	0.1																		
Medgar Evers	7.3																		
NYC College of Tech.	5.2																		
Queens	77.0	13.2	1/4 Mile		Poor		Good	12	Good			100	Fair	100	Excellent				
Staten Island	204.0	19.2	1/4 Mile		Excellent	500	Excellent	12	Excellent	4	Poor	4,751	Excellent	500	Excellent			8	Good
York	47.5	11.6	1/4 Mile	150	Good	500	Good	6	Good							150	Good	6	Good

Community

BMCC	7.9																		
Bronx	55.5	5.9	1/4 Mile	125	Excellent		Fair	6	Poor	1	Fair	125	Fair						
Hostos	5.3																		
Kingsborough	69.7	5.6						4	Poor			100	Fair						
LaGuardia	11.4																		
Queensborough	36.7	8.0	1/4 Mile		Fair	50	Good	6	Poor	1	Good							4	Poor

--Additional seating could be added to track seating at City , Lehman, Queens and Queensborough.

-- Staten Island has brand new facilities. A B& E project has been requested for improved soccer field drainage. The baseball stadium is home to the Staten Island Yankees.

--York, in addition to the above facilities, have undeveloped grass playing fields, which currently include a javelin run, hammer and shotput/discus cages for Track and Field events (including CUNY Championships), on which a softball field, running track with bleachers, outdoor tennis, squash, raquetball courts or other athletic facilities could be built.

Student Union, Child Care, and Student Lounge Facilities

As of Fall 2007

Campus	Student Union	TV/Radio Station	Dining (1)		Club Offices		Recreation (2)	Child Care		Student Lounges		Total NASF
			# of Space	NASF	# of Space	NASF	NASF	Capacity	NASF	# of Space	NASF	

Senior

Baruch	No	Radio	4	7,360	20	3,710	1,776	31	2,017	16	7,545	22,770
Brooklyn	Yes	Radio / TV	7	17,219	38	7,525	5,862	172	13,619	18	21,634	65,859
City College	Yes	Radio / TV	5	22,598	44	9,950	7,598	45	1,581	7	3,659	46,370
CUNY Law	No		1	2,440	0	0	0	15	624	2	994	4,058
Grad. School of Journalism	No	Radio / TV	1	914	0	0	0	0	0	0	0	2,218
Graduate Center	No		6	5,796	13	1,779	0	27	1,642	14	14,568	28,222
Hunter	No	Radio / TV	8	19,635	42	14,093	3,212	63	2,281	20	12,582	52,016
John Jay	No	Radio	3	9,992	20	2,225	0	68	2,659	11	7,255	22,925
Lehman	Yes	Radio / TV	6	30,038	30	5,078	1,697	72	1,469	4	3,641	42,134
Macaulay Honors College	No		1	968	0	0	0	0	0	0	0	968
Medgar Evers	No	Radio	1	3,057	1	235	672	46	921	2	641	6,062
NYC College of Tech.	No		2	9,240	18	3,188	1,262	135	4,557	14	11,360	29,607
Queens	Yes	Radio	11	30,928	52	8,092	1,175	40	1,296	21	23,223	65,439
Staten Island	Yes	Radio	4	11,513	7	1,198	1,899	11	462	13	9,090	25,022
York	No		2	13,218	15	2,560	0	140	7,152	5	1,319	24,249
Total Senior			62	184,916	300	59,633	25,153	865	40,280	147	117,511	437,919

Community

BMCC	No		3	12,867	9	1,334	0	162	3,328	7	9,124	26,653
Bronx	Yes	TV	3	14,062	23	4,807	0	72	3,791	5	4,646	27,306
Hostos	No		3	4,404	31	3,021	0	247	7,685	3	1,368	16,478
Kingsborough	Yes	Radio	7	26,818	34	5,076	1,133	65	2,114	16	13,931	49,654
LaGuardia	No	Radio	5	18,756	28	2,998	0	188	3,879	5	3,590	29,903
Queensborough	Yes		5	5,956	7	1,655	1,321	30	1,431	6	8,108	18,471
Total Community			26	82,863	132	18,891	2,454	764	22,228	42	40,767	168,465

Total University Spaces

88 267,779 432 78,524 27,607 1,629 62,508 189 158,278 606,384

(1) Dining facilities include all eating facilities, including snack bars.

(2) Recreation includes spaces such as TV lounges, multi-purpose and game rooms. Sports-related spaces are included in Athletic Facilities charts on Statistics pages 23 - 25.



NYC Public School Facilities at CUNY

As of Fall 2007

Campus	Building	Department of Education School	NASF
Baruch	Annex	MTC High School (Leased from College)	252
Baruch	Lawrence & Eris Field Building	Baruch College Campus High School	27,684
Bronx	Nichols Hall - D. O. E.	University Heights Secondary School at Bronx CC	52,318
Bronx	Roscoe C. Brown Student Center Annex	Family College - Bronx CC	7,420
Brooklyn	William James Hall	Brooklyn College Academy	12,125
City College	Baskerville Hall	H.S. for Mathematics, Science & Engineering - CCNY	15,263
City College	Mott Hall - D. O. E.	Mott Hall - IS 233	14,798
City College	North Academic Center	H.S. for Mathematics, Science & Engineering - CCNY	410
Hostos	Allied Health & Sciences Building - A	Hostos Lincoln Academy of Science	18,616
Hunter	Campus School	Hunter College - Campus Schools (Shared)	100,500
Kingsborough	Leon M. Goldstein High School	Leon M. Goldstein High School for the Sciences	78,270
Kingsborough	Temporary Building #7	The Early College Secondary School	4,431
LaGuardia	L - Marie LaGuardia Building	Middle College	20,252
LaGuardia	M - Main Building	International High School	16,165
Lehman	Gymnasium Building	High School of America Studies - Lehman College	7,165
Lehman	Music Building	High School of America Studies - Lehman College	7,001
Lehman	Reservoir Building - H.S. - D. O. E.	High School of America Studies - Lehman College	13,099
Lehman	Speech & Theater Building	Celia Cruz High School of Music	780
Staten Island	Engineering Technology - East	International High School	10,080
York	Science Building	Queens High School for the Sciences - York College	18,832
			425,461